


**EMINENCE INDEPENDENT BOARD OF EDUCATION**  
**AUDITED FINANCIAL STATEMENTS AND**  
**REQUIRED SUPPLEMENTARY INFORMATION**  
**June 30, 2022**



**PATRICK & ASSOCIATES, LLC**

124 Candlewood Drive  
Winchester, KY 40391

## Table of Contents

<b>Independent Auditor’s Report</b> .....	<b>1</b>
<b>Management Discussion and Analysis</b> .....	<b>4</b>
<b>Financial Statements</b> .....	<b>11</b>
<b>Statement of Net Position</b> .....	<b>12</b>
<b>Statement of Activities</b> .....	<b>13</b>
<b>Balance Sheet</b> .....	<b>14</b>
<b>Reconciliation of the Governmental Funds Balance Sheet to the Statement of Net Position</b> .....	<b>15</b>
<b>Statement of Revenues, Expenditures, and Changes in Fund Balances - Governmental Funds</b> .....	<b>16</b>
<b>Reconciliation of the Governmental Funds Statement of Revenues, Expenditures, and Changes in Fund Balances to the Statement of Activities</b> .....	<b>17</b>
<b>Budget and Actual General Fund</b> .....	<b>18</b>
<b>Budget and Actual Special Revenue Fund</b> .....	<b>19</b>
<b>Statement of Net Position - Proprietary Funds</b> .....	<b>20</b>
<b>Statement of Revenues, Expenses and Changes in Net Position - Proprietary Funds</b> .....	<b>21</b>
<b>Statement of Cash Flows - Proprietary Funds</b> .....	<b>22</b>
<b>Notes to the Financial Statements</b> .....	<b>23</b>
<b>Schedule of the District’s Proportionate Share of Net Pension Liability – TRS and CERS</b> .....	<b>52</b>
<b>Schedule of Contributions CERS and TRS - Pension</b> .....	<b>53</b>
<b>Notes to Required Supplementary Information – Pension</b> .....	<b>54</b>
<b>Schedule of the District’s Proportionate Share of the Net OPEB Liability Medical &amp; Life Insurance Plans - TRS - OPEB</b> .	<b>55</b>
<b>Schedule of the Contributions - TRS – OPEB</b> .....	<b>56</b>
<b>Schedule of District’s Proportionate Share of the Net OPEB Liability – CERS</b> .....	<b>57</b>
<b>Schedule of Contributions OPEB Liability – CERS</b> .....	<b>58</b>
<b>Notes to Required Supplementary Information – OPEB</b> .....	<b>59</b>
<b>Combining Balance Sheet – Non-Major Governmental Funds</b> .....	<b>60</b>
<b>Combining Statement of Revenues, Expenditures and Changes in Fund Balances - Non-Major Governmental Funds</b> ..	<b>61</b>
<b>Schedule of Expenditures of Federal Awards</b> .....	<b>65</b>
<b>Notes to the Schedule of Expenditures of Federal Awards</b> .....	<b>67</b>
<b>Independent Auditor’s Report On Internal Control Over Financial Reporting and On Compliance and Other Matters Based on an Audit of Financial Statements Performed in Accordance with Government Auditing Standards</b> .....	<b>68</b>
<b>Independent Auditor’s Report On Compliance for Each Major Program And On Internal Control Over Compliance Required by the Uniform Guidance</b> .....	<b>70</b>
<b>Schedule of Findings and Questioned Costs</b> .....	<b>72</b>



PATRICK & ASSOCIATES, LLC

124 Candlewood Drive  
Winchester, KY 40391

## Independent Auditor's Report

Kentucky State Committee for School District Audits  
Board of Education of the Eminence Independent School District  
Eminence, KY

### Report on the Audit of the Financial Statements

We have audited the accompanying financial statements of the governmental activities, the business-type activities, each major fund, and the aggregate remaining fund information of the Eminence Independent School District as of and for the year ended June 30, 2022, and the related notes to the financial statements, which collectively comprise the Eminence Independent School District's basic financial statements as listed in the table of contents.

In our opinion, the financial statements referred to above present fairly, in all material respects, the respective financial position of the governmental activities, the business-type activities, each major fund, and the aggregate remaining fund information of the Eminence Independent School District, as of June 30, 2022, and the respective changes in financial position, and, where applicable, cash flows thereof and the respective budgetary comparison for the General Fund and the Special Revenue Fund for the year then ended in accordance with accounting principles generally accepted in the United States of America.

### Basis for Opinions

We conducted our audit in accordance with auditing standards generally accepted in the United States of America and the standards applicable to financial audits contained in *Government Auditing Standards*, issued by the Comptroller General of the United States; and the audit requirements prescribed by the Kentucky State Committee for School District Audits in the *Independent Auditor's Contract, including Appendix II Instructions for Submissions of the Audit Report*. Our responsibilities under those standards are further described in the Auditor's Responsibilities for the Audit of the Financial Statements section of our report. We are required to be independent of the Eminence Independent School District and to meet our other ethical responsibilities, in accordance with the relevant ethical requirements relating to our audit. We believe that the audit evidence we have obtained is sufficient and appropriate to provide a basis for our audit opinions.

### Change in Accounting Principle

As described in Note 1, the Eminence Independent School District implemented the provisions of the Governmental Accounting Standards Board (GASB) Statement No. 87, *Leases*, for the year ended June 30, 2022, which represents a change in accounting principle. Our opinion is not modified with respect to this matter.

### Responsibilities of Management for the Financial Statements

Management is responsible for the preparation and fair presentation of the financial statements in accordance with accounting principles generally accepted in the United States of America, and for the design, implementation, and maintenance of internal control relevant to the preparation and fair presentation of financial statements that are free from material misstatement, whether due to fraud or error.

In preparing the financial statements, management is required to evaluate whether there are conditions or events, considered in the aggregate, that raise substantial doubt about the Eminence Independent School District's ability to continue as a going concern for twelve months beyond the financial statement date, including any currently known information that may raise substantial doubt shortly thereafter.

## **Auditor's Responsibilities for the Audit of the Financial Statements**

Our objectives are to obtain reasonable assurance about whether the financial statements as a whole are free from material misstatement, whether due to fraud or error, and to issue an auditor's report that includes our opinions. Reasonable assurance is a high level of assurance but is not absolute assurance and therefore is not a guarantee that an audit conducted in accordance with generally accepted auditing standards and *Government Auditing Standards* will always detect a material misstatement when it exists. The risk of not detecting a material misstatement resulting from fraud is higher than for one resulting from error, as fraud may involve collusion, forgery, intentional omissions, misrepresentations, or the override of internal control. Misstatements are considered material if there is a substantial likelihood that, individually or in the aggregate, they would influence the judgment made by a reasonable user based on the financial statements.

In performing an audit in accordance with generally accepted auditing standards and *Government Auditing Standards*, we:

- Exercise professional judgment and maintain professional skepticism throughout the audit.
- Identify and assess the risks of material misstatement of the financial statements, whether due to fraud or error, and design and perform audit procedures responsive to those risks. Such procedures include examining, on a test basis, evidence regarding the amounts and disclosures in the financial statements.
- Obtain an understanding of internal control relevant to the audit in order to design audit procedures that are appropriate in the circumstances, but not for the purpose of expressing an opinion on the effectiveness of the Eminence Independent School District's internal control. Accordingly, no such opinion is expressed.
- Evaluate the appropriateness of accounting policies used and the reasonableness of significant account estimates made by management, as well as evaluate the overall presentation of the financial statements.
- Conclude whether, in our judgment, there are conditions or events, considered in the aggregate, that raise substantial doubt about the Eminence Independent School District's ability to continue as a going concern for a reasonable period of time.

We are required to communicate with those charged with governance regarding, among other matters, the planned scope and timing of the audit, significant audit findings, and certain internal control-related matters that we identified during the audit.

### **Required Supplementary Information**

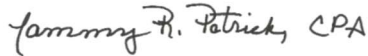
Accounting principles generally accepted in the United States of America require that management's discussion and analysis on pages 4-10 and pension and OPEB information on pages 52-59 be presented to supplement the basic financial statements. Such information is the responsibility of management and, although not a part of the basic financial statements, is required by the Governmental Accounting Standards Board who considers it to be an essential part of financial reporting for placing the basic financial statements in an appropriate operational, economic, or historical context. We have applied certain limited procedures to the required supplementary information in accordance with auditing standards generally accepted in the United States of America, which consisted of inquiries of management about the methods of preparing the information and comparing the information for consistency with management's responses to our inquiries, the basic financial statements, and other knowledge we obtained during our audit of the basic financial statements. We do not express an opinion or provide any assurance on the information because the limited procedures do not provide us with sufficient evidence to express an opinion or provide any assurance.

### **Supplementary Information**

Our audit was conducted for the purpose of forming opinions on the financial statements that collectively comprise the Eminence Independent School District's basic financial statements. The accompanying combining and individual nonmajor fund financial statements, the school activity fund statements and schedule of expenditures of federal awards, as required by Title 2 U.S. *Code of Federal Regulations* Part 200, *Uniform Administrative Requirements, Cost Principles, and Audit Requirements for Federal Awards*, are presented for purposes of additional analysis and are not part of the basic financial statements. Such information is the responsibility of management and was derived from and relates directly to the underlying accounting and other records used to prepare the basic financial statements. The information has been subjected to the audit procedures applied in the audit of the basic financial statements and certain additional procedures, including comparing and reconciling such information directly to the underlying accounting and other records used to prepare the basic financial statements or to the basic financial statements themselves, and other additional procedures in accordance with auditing standards generally accepted in the United States of America. In our opinion, the combining and individual nonmajor fund financial statements, the school activity fund statements and the schedule of expenditures of federal awards are fairly stated, in all material respects, in relation to the basic financial statements as a whole.

## Other Reporting Required by Government Auditing Standards

In accordance with *Government Auditing Standards*, we have also issued our report date December 15, 2022, on our consideration of the Eminence Independent School District's internal control over financial reporting and on our tests of its compliance with certain provisions of laws, regulations, contracts, and grant agreements and other matters. The purpose of that report is solely to describe the scope of our testing of internal control over financial reporting and compliance and the results of that testing, and not to provide an opinion on the effectiveness of the Eminence Independent School District's internal control over financial reporting or on compliance. That report is an integral part of an audit performed in accordance with *Government Auditing Standards* in considering Eminence Independent School District's internal control over financial reporting and compliance.

 Jammy R. Patrick, CPA

Patrick & Associates, LLC

Winchester, KY

December 15, 2022

## Management Discussion and Analysis

As management of the Eminence Independent Board of Education (District), we offer readers of the District's financial statements this narrative overview and analysis of the financial activities of the District for the fiscal year ended June 30, 2022.

### **FINANCIAL HIGHLIGHTS AND ACADEMIC EFFORTS**

- In the government-wide statements, the assets and deferred inflows of the District exceeded its total liabilities and deferred inflows on June 30, 2022 by \$1,961,736. Of this amount, \$6,510,619 represents the District's investment in capital assets net of related debt, \$109,535 is restricted, \$44,429 is related to the business-type activities and the remainder is an unrestricted net deficit of \$4,702,847.
- The District's ending net position remained relatively level with a slight increase of \$37,693, primarily due to a decrease in total assets and deferred outflows of resources offset by a similar decrease in total liabilities and deferred inflows of resources.
- The District's governmental funds reported a combined ending fund balance of \$1,041,548, a decrease of \$891,163. Approximately 11 percent of this amount, \$109,535 is restricted, 4 percent of this amount, \$44,005 is committed for accrued compensated absences and 85 percent, \$888,008, is available for the District's operating needs.
- The general fund received \$8,043,701 in revenues, which primarily consisted of funding from the State's Support Education Excellence in Kentucky (SEEK) program, and revenues from taxes which include property, motor vehicle, and utility taxes.
- The District levied tax rates of 54.9 cents for both real estate and tangible taxes, and 62.6 cents for motor vehicle taxes per \$100 in assessed value and 3% for utility tax.

### **MASTERY MODEL OF COLLEGE AND CAREER READINESS**

- Systemic ICE (Interventions, Connections, and Enrichments)
- Standards Based Reporting and Grading with comprehensive systems of competencies
- Exemplars of Eminence Excellence which define an Eminence Degree from K-12
- Defense Panels for Graduation (5, 8, 12)
- BE Ready (Early College Bellarmine Experience)
- Early College Classes offered at Eminence High School
- Personalized Progressions for students per level of Mastery, Interests, Learning Style, etc.

### **STUDENT AGENCY**

- VOICE (Vision Of Innovative Classroom Excellence Teams (Teacher and Student)
- District Wide Student and Teacher Passion Projects
- Student D.N.A. (Digital Narrative Albums) Cloud-Based Rich Data Model
- Student Voice Surveys, Student Designed Courses, Student Led Course, Student Led PD, etc.
- SPARC Teams (Student Parent Advisor Readiness Councils) Success Teams
- Interest Based Lessons aligned to students SPARC, Career Interests, Hobbies, Skills, etc.
- Tens of Thousands of Dollars raised for Philanthropy and 1000s of hours annually (K-12)
- Expansive Robotics Programming
- Continues funding advanced security and screening

### **NEXT GENERATION SKILLS**

- ACES (1:1 Initiative) Every Student Receives a Device
- Student Performance Based Assessments
- Next Generation Skills Continuum for Grades K-12

- Design Thinking employed at all Grades (Harvard D-School Framework); 3D Printing, Coding, etc.
- Students master 100s of Web 2.0 Tools while creating a portfolio of their evidence of mastery
- Personalized PD for Teachers - State's 1st Wifi Bus
- Flipped Classrooms / Blended Learning / Personalized-Adaptive Math&ELA Lessons (K-12)
- District-Wide Learning Management System / State Provided Student Information System
- Micro-Credentialing of students and staff

#### **BUILDING IMPROVEMENTS**

- Improved Energy Efficiency through Retrofitting Lighting, etc.
- Building Upgrades and Improvements
- Increased outdoor security lighting
- Improved football seating
- Began renovation of East Campus, Football/Baseball Field, and Main Campus HVAC systems

#### **Overview of the Financial Statements**

The discussion and analysis are intended to serve as an introduction to the District's basic financial statements. The District's basic financial statements consist of three components: 1) government-wide financial statements, 2) fund financial statements, and 3) notes to the basic financial statements. This report also contains required and other supplementary information in addition to the basic financial statements themselves.

**Government-wide financial statements.** The government-wide financial statements are designed to provide readers with a broad overview of the District's finances, in a manner like a private-sector business.

The Statement of Net Position presents information on all of the assets and deferred outflows of resources and liabilities and deferred inflows of resources of the District at year-end with the difference reported as net position. Over time, increases or decreases in net position may serve as a useful indicator of whether the financial position of the District is improving or deteriorating.

The Statement of Activities presents information showing how the net position of the District changed during the most recent fiscal year. All changes in net position are reported as soon as the underlying event giving rise to the change occurs regardless of the timing of related cash flows. Thus, revenues and expenses are reported for items that will only result in cash flows in future fiscal periods.

In both statements, the District's activities are shown in one category as governmental activities. The governmental activities of the District include services related to K-12 education. These activities are primarily supported through property taxes, Support Education Excellence in Kentucky (SEEK) funding, and other intergovernmental revenues.

The government-wide financial statements begin on page 12 of this report.

**Fund financial statements.** A fund is a grouping of related accounts that is used to maintain control over resources that have been segregated for specific activities or objectives. The District, like other state and local governments, uses fund accounting to ensure and demonstrate compliance with finance-related legal requirements. All the funds of the District can be divided into three categories: governmental funds, proprietary fund, and fiduciary funds.

## **Management Discussion and Analysis (continued)**

**Governmental funds.** Governmental funds are used to account for essentially the same functions reported as governmental activities in the government-wide financial statements. However, unlike the government-wide financial statements, governmental fund financial statements focus on near-term inflows and outflows of spendable resources, as well as on balances of spendable resources available at the end of the fiscal year. Such information may be useful in evaluating a government's near-term financing requirements.

Because the focus of governmental funds is narrower than that of the government-wide financial statements, it is useful to compare the information presented for governmental funds with similar information presented for governmental activities in the government-wide financial statements. By doing so, readers may better understand the long-term impact of the government's near-term financing decision. The Governmental Fund Balance Sheet and the Governmental Fund Statement of Revenues, Expenditures, and Changes in Fund Balances provide a reconciliation to facilitate this comparison between governmental funds and governmental activities.

The District maintains eight individual governmental funds. Information is presented separately in the governmental fund Balance Sheet and in the governmental fund Statement of Revenues, Expenditures, and Changes in Fund Balances for the general Fund, special revenue fund, District activity fund, student activity fund, capital outlay fund, facilities Support Program of Kentucky (FSPK) fund, construction fund and the debt service fund.

**Proprietary funds.** The District maintains one type of proprietary fund. The enterprise fund is used to report the same functions presented as business-type activities in the government-wide financial statements. The District uses the enterprise fund to accounts for its operations for school food services and day care programs.

Proprietary funds provide the same type of information as the government-wide financial statements, only in more detail.

The basic proprietary fund financial statements can be found on pages 20-22 of this report.

### **Notes to the basic financial statements**

The notes provide additional information that is essential to a full understanding of the data provided in the government-wide and fund financial statements. The notes to basic financial statements start on page 23 this report.

### **Other information**

In addition to the basic financial statements and the accompanying notes, this report also presents certain required supplementary information. This information starts on page 52 of this report.

The District adopts an annual appropriated budget for each of its governmental funds. A budgetary comparison statement has been provided for the general and special revenue fund.



## Management Discussion and Analysis (continued)

### Government-wide Financial Analysis

As noted earlier, net position may serve over time as a useful indicator of a government's financial position. In the case of the District, assets and deferred outflows exceeded liabilities and deferred inflows by \$1,880,209 for governmental activities and \$81,527 for business-type activities at the close of the most recent fiscal year.

#### Eminence Independent Board of Education Comparative Statement of Net Position

	<u>Governmental Activities</u>		<u>Business-type Activities</u>	
	<u>June 30, 2022</u>	<u>June 30, 2021</u>	<u>June 30, 2022</u>	<u>June 30, 2021</u>
<b>Assets</b>				
Current and other assets	\$ 1,696,139	\$ 2,281,259	\$ 241,286	\$ 120,759
Net capital assets	20,111,964	19,885,121	37,098	47,079
Total assets	<u>21,808,103</u>	<u>22,166,380</u>	<u>278,384</u>	<u>167,838</u>
<b>Deferred Outflows of Resources</b>				
Deferred pension differences and made after measurement date	1,746,047	1,920,963	61,930	60,670
Deferred saving from refunding bonds	2,231	2,479	-	-
Total deferred outflows of resources	<u>1,748,278</u>	<u>1,923,442</u>	<u>61,930</u>	<u>60,670</u>
Total assets and deferred outflows of resources	<u>23,556,381</u>	<u>24,089,822</u>	<u>340,314</u>	<u>228,508</u>
<b>Liabilities</b>				
Current liabilities	1,282,287	979,651	-	-
Non-current liabilities:				
Debt service due in more than one year	13,097,660	13,672,939	-	-
Net pension liability	2,905,241	3,720,969	103,045	117,518
Other post-employment benefits liability	2,270,551	2,799,792	80,533	88,425
Total liabilities	<u>19,555,739</u>	<u>21,173,351</u>	<u>183,578</u>	<u>205,943</u>
<b>Deferred Inflows of Resources</b>				
Deferred inflows of resources - pensions	652,009	68,179	23,126	2,153
Deferred inflows of resources - OPEB	1,468,424	915,739	52,083	28,921
Total deferred inflows of resources	<u>2,120,433</u>	<u>983,918</u>	<u>75,209</u>	<u>31,074</u>
Total liabilities and deferred inflows of resources	<u>21,676,172</u>	<u>22,157,269</u>	<u>258,787</u>	<u>237,017</u>
<b>Net position</b>				
Net Investment in Capital Assets	6,473,521	5,670,095	37,098	47,079
Restricted	109,535	714,848	44,429	(55,588)
Unrestricted	(4,702,847)	(4,452,390)	-	-
Total net position	<u>\$ 1,880,209</u>	<u>\$ 1,932,553</u>	<u>\$ 81,527</u>	<u>\$ (8,509)</u>

A significant portion of the District's net position reflects its net investment in capital assets (e.g., buildings, vehicles, and equipment.) The District used the capital assets to provide services to students; consequently, these assets are not available for future spending. Although the District's investment in its capital assets is reported net of related debt, it should be noted that the resources needed to repay this debt must be provided from other sources, since the capital assets themselves cannot be used to liquidate these liabilities.

## Management Discussion and Analysis (continued)

There were decreases in the deferred outflows of resources by \$537,133, a decrease in the net pension liability by \$830,201, a decrease in the other post-employment benefit liability of \$537,133 and an increase of \$1,880,650 reported in deferred inflows. These changes are from the calculation of the pension liability for the District's proportionate share of the pension and other post-employment benefit liabilities.

**Changes in net position.** District's net position increased by \$37,693 from the prior fiscal year.

### Eminence Independent Board of Education Comparative Statement of Activities

The fluctuation in expenses is due to the District's share of pension and other post-employment pension liability.

<b>Revenues</b>	<u>June 30, 2022</u>	<u>June 30, 2021</u>	Increase (Decrease)
Program revenues			
Charges for services	\$ 88,788	\$ 39,393	\$ 49,395
Operating grants and contributions	5,759,666	3,984,593	1,775,073
Capital grants and contributions	151,746	810,522	(658,776)
General revenues			
Property taxes	1,295,644	1,308,852	(13,208)
Motor vehicle taxes	142,616	127,989	14,627
Franchise taxes	17,024	3,062	13,962
Utility taxes	231,398	213,310	18,088
State formula grants	4,128,540	4,013,842	114,698
Student activities	319,317	172,736	146,581
Other local revenue	597,176	513,588	83,588
Unrestricted investment earnings	26,464	80,848	(54,384)
Total revenues	<u>12,758,379</u>	<u>11,268,735</u>	<u>1,489,644</u>
<b>Expenses</b>			
Instruction	6,870,877	7,339,678	(468,801)
Support services	2,577,771	2,244,020	333,751
Plant operations and maintenance	936,123	921,855	14,268
Student transportation	161,725	397,489	(235,764)
Day care operations	15,938	69,417	(53,479)
Community Services Operations	167,617	95,023	72,594
Building improvements	849,283	(257,969)	1,107,252
Other non-instructional services	-	16,543	(16,543)
Debt Service	207,785	110,680	97,105
Depreciation	334,318	288,025	46,293
Food service operations	561,375	444,939	116,436
Community education operations	37,874	9,195	28,679
Total Expenses	<u>12,720,686</u>	<u>11,678,895</u>	<u>1,041,791</u>
Change in net position	37,693	(410,160)	447,853
Net position - beginning	<u>1,924,043</u>	<u>2,334,203</u>	<u>(410,160)</u>
Net position - ending	<u>\$ 1,961,736</u>	<u>\$ 1,924,043</u>	<u>\$ 37,693</u>

## **Management Discussion and Analysis (continued)**

As noted earlier, the District used fund accounting to ensure and demonstrate compliance with finance-related legal requirements. The focus of the District's governmental funds is to provide information on near-term inflows, outflows, and balances of expendable resources. Such information is useful in assessing the District's financial requirements. In particular, unassigned fund balance may serve as a useful measure of the District's net resources available for spending at the end of the fiscal year.

### **Governmental Activities**

The governmental activities include the following funds: general, special revenue, District activity, student activity, capital outlay, facility support program, construction, and debt service. These programs had revenues of \$12,059,112 and expenditures of \$12,111,456. Of the revenues, \$0 related to charges for services, \$5,144,909 from operating grants and contributions, \$151,746 from capital grants and contributions, and \$6,762,457 related to general revenues and transfers.

Overall governmental net position decreased by \$52,344 which can mainly be attributed to slight increases in total assets and deferred outflows or resources offset by similar decreases in total liabilities and deferred inflows of resources.

### **Business-Type Activities**

The business-type activities are food service and daycare services. These programs had revenues of \$704,872 and expenses of \$614,735 for the fiscal year 2022. Of the revenues, \$88,788 related to charges for services, \$614,757 from operating grants and contributions, \$1,327 related to general revenues and transfers.

Overall Business-Type net position increased by \$90,037 which can mainly be attributed to increase in federal funding.

## **General Fund Budget Highlights**

The District's budget is prepared according to Kentucky law and is based on accounting for certain transactions on a basis of cash receipts, disbursements, and encumbrances. The State Department of Education requires a zero-based budget with any budgeted remaining fund balance shown as a contingency expense in the budget process. The most significant budgeted fund is the General Fund.

A variance comparison is presented between the final budgeted amounts and the actual amounts. Revenues for the General Fund were budgeted at \$9,231,023 with actual amounts totaling \$9,495,725. Budgeted expenditures were \$9,231,023 compared to actual expenditures of \$8,563,712.

## **Capital Assets**

At the end of the fiscal year 2022, the District had \$20,149,062 invested in capital assets, \$20,111,964 is in governmental activities. For the fiscal year, capital asset increases totaled \$553,655 and depreciation totaled \$334,318. At June 30, 2021, the District had \$19,932,200 invested in capital assets, \$19,885,121 is in governmental activities. See detailed table in the notes to the financial statements.

## **Management Discussion and Analysis (continued)**

### **Debt**

At June 30, 2022, the District had \$13,315,000 in bonds outstanding, of this amount \$1,448,178 is to be paid from the KSFCC funding provided by the State of Kentucky. A total of \$526,000 is due within one year. At June 30, 2021, the District had \$13,832,000 in bonds outstanding. See detailed table in the notes to the financial statements.

### **Request for Information**

This financial report is designed to provide a general overview of the Eminence Independent Board of Education's finances. Questions concerning any of the information provided in the report or requests for additional financial information should be addressed to [michele.sweeney@eminence.kyschools.us](mailto:michele.sweeney@eminence.kyschools.us).

## Financial Statements

EMINENCE INDEPENDENT BOARD OF EDUCATION  
Statement of Net Position  
June 30, 2022

	Government al Activities	Business- type	Total
<b>ASSETS</b>			
Cash and cash equivalents	\$ 669,087	\$ 229,773	\$ 898,860
Receivables			
Taxes -current	25,545	-	25,545
Accounts	13,812	-	13,812
Intergovernmental - federal	576,497	-	576,497
Interfund receivables	411,198	-	411,198
Inventory	-	11,513	11,513
Total capital assets, net of depreciation	<u>20,111,964</u>	<u>37,098</u>	<u>20,149,062</u>
Total assets	<u>21,808,103</u>	<u>278,384</u>	<u>22,086,487</u>
<b>DEFERRED OUTFLOWS OF RESOURCES</b>			
Deferred outflows - pensions	500,757	17,761	518,518
Deferred outflows - OPEB contributions	1,245,290	44,169	1,289,459
Deferred saving from refunding bonds	2,231	-	2,231
Total deferred outflows of resources	<u>1,748,278</u>	<u>61,930</u>	<u>1,810,208</u>
Total assets and deferred outflows of resources	<u>23,556,381</u>	<u>340,314</u>	<u>23,896,695</u>
<b>LIABILITIES</b>			
Accounts payable	22,574	-	22,574
Interfund payables	411,198	-	411,198
Accrued interest payable	31,997	-	31,997
Unearned revenue	220,819	-	220,819
Long term liabilities:			
Due within one year			
Bond obligations	526,000	-	526,000
Capital lease	58,788	-	58,788
Sick leave	10,911	-	10,911
Due beyond one year			
Bond obligations	12,789,000	-	12,789,000
Capital lease	264,655	-	264,655
Sick leave	44,005	-	44,005
Net pension liability	2,905,241	103,045	3,008,286
Net OPEB liability	<u>2,270,551</u>	<u>80,533</u>	<u>2,351,084</u>
Total liabilities	<u>19,555,739</u>	<u>183,578</u>	<u>19,739,317</u>
<b>DEFERRED INFLOWS OF RESOURCES</b>			
Deferred inflows of resources - pensions	652,009	23,126	675,135
Deferred inflows of resources - OPEB	1,468,424	52,083	1,520,507
Total deferred inflows of resources	<u>2,120,433</u>	<u>75,209</u>	<u>2,195,642</u>
<b>TOTAL LIABILITIES AND DEFERRED INFLOW OF RESOURCES</b>	<u>21,676,172</u>	<u>258,787</u>	<u>21,934,959</u>
<b>NET POSITION</b>			
Net Investment in Capital Assets net of related debt	6,473,521	37,098	6,510,619
Restricted for:			
Other	109,535	44,429	153,964
Unrestricted	<u>(4,702,847)</u>	<u>-</u>	<u>(4,702,847)</u>
Total net position	<u>\$ 1,880,209</u>	<u>\$ 81,527</u>	<u>\$ 1,961,736</u>

The accompanying notes are an integral part of the financial statements.

**EMINENCE INDEPENDENT SCHOOL DISTRICT**  
**Statement of Activities**  
**Year Ended June 30, 2022**

Functions/Programs	PROGRAM REVENUES				NET (EXPENSE) REVENUE AND CHANGES IN NET POSITION		
	Expenses	Charges for Services	Operating Grants and Contributions	Capital Grants and Contributions	PRIMARY GOVERNMENT		
					Governmental Activities	Business-type Activities	Total
<b>PRIMARY GOVERNMENT:</b>							
Governmental activities:							
Instructional	\$ 6,870,877	\$ -	\$ 4,439,066	\$ -	\$ (2,431,811)	\$ -	\$ (2,431,811)
Support Services							
Student	355,753	-	91,277	-	(264,476)	-	(264,476)
Instructional Staff	666,541	-	178,934	-	(487,607)	-	(487,607)
District Administration	656,277	-	168,384	-	(487,893)	-	(487,893)
School Administration	633,687	-	162,588	-	(471,099)	-	(471,099)
Business	265,513	-	68,124	-	(197,389)	-	(197,389)
Plant operations and maintenance	936,123	-	23,011	-	(913,112)	-	(913,112)
Student Transportation	161,725	-	13,525	-	(148,200)	-	(148,200)
Day Care Operations	15,938	-	-	-	(15,938)	-	(15,938)
Community Services Operations	167,617	-	-	-	(167,617)	-	(167,617)
Building improvements	849,283	-	-	-	(849,283)	-	(849,283)
Debt Service	207,785	-	-	151,746	(56,039)	-	(56,039)
Depreciation	324,337	-	-	-	(324,337)	-	(324,337)
Total governmental activities	<u>12,111,456</u>	<u>-</u>	<u>5,144,909</u>	<u>151,746</u>	<u>(6,814,801)</u>	<u>-</u>	<u>(6,814,801)</u>
Business-type activities:							
Food service operations	561,375	35,778	612,844	-	-	87,247	87,247
Day care operations	37,874	53,010	1,913	-	-	17,049	17,049
Depreciation	9,981	-	-	-	-	(9,981)	(9,981)
Total business-type activities	<u>609,230</u>	<u>88,788</u>	<u>614,757</u>	<u>-</u>	<u>-</u>	<u>94,315</u>	<u>94,315</u>
Total primary government	<u>\$ 12,720,686</u>	<u>\$ 88,788</u>	<u>\$ 5,759,666</u>	<u>\$ 151,746</u>	<u>\$ (6,814,801)</u>	<u>\$ 94,315</u>	<u>\$ (6,720,486)</u>
General revenues							
Taxes:							
Property taxes					\$ 1,295,644	\$ -	\$ 1,295,644
Motor vehicle taxes					142,616	-	142,616
Franchise taxes					17,024	-	17,024
Utility taxes					231,398	-	231,398
State formula grants					4,128,540	-	4,128,540
Student Activities					319,317	-	319,317
Other local revenue					578,293	19	578,312
Sale of land					18,864	-	18,864
Unrestricted investment earnings					25,156	1,308	26,464
Transfers					5,605	(5,605)	-
Total general revenues and transfers					<u>6,762,457</u>	<u>(4,278)</u>	<u>6,758,179</u>
Change in net position					<u>(52,344)</u>	<u>90,037</u>	<u>37,693</u>
Net position - beginning					<u>1,932,553</u>	<u>(8,510)</u>	<u>1,924,043</u>
Net position - ending					<u>\$ 1,880,209</u>	<u>\$ 81,527</u>	<u>\$ 1,961,736</u>

The accompanying notes are an integral part of the financial statements.

EMINENCE INDEPENDENT SCHOOL DISTRICT

Balance Sheet  
Governmental Funds  
June 30, 2022

	General Fund	Special Revenue Fund	Total Non-Major Funds	Total
<b>ASSETS</b>				
Cash and cash equivalents	\$ 513,472	\$ -	\$ 155,615	\$ 669,087
Interfund receivables	411,198	-	-	411,198
Receivables				
Taxes-current	25,545	-	-	25,545
Accounts	4,372	9,440	-	13,812
Intergovernmental - federal	-	576,497	-	576,497
Total assets	<u>954,587</u>	<u>585,937</u>	<u>155,615</u>	<u>1,696,139</u>
<b>LIABILITIES</b>				
Accounts payable	22,574	-	-	22,574
Interfund payable	-	411,198	-	411,198
Unearned revenue	-	174,739	46,080	220,819
Total liabilities	<u>22,574</u>	<u>585,937</u>	<u>46,080</u>	<u>654,591</u>
<b>FUND BALANCE</b>				
Restricted	-	-	109,535	109,535
Committed	44,005	-	-	44,005
Unassigned	888,008	-	-	888,008
Total fund balance	<u>932,013</u>	<u>-</u>	<u>109,535</u>	<u>1,041,548</u>
<b>TOTAL LIABILITIES AND FUND BALANCE</b>	<u>\$ 954,587</u>	<u>\$ 585,937</u>	<u>\$ 155,615</u>	<u>\$ 1,696,139</u>

The accompanying notes are an integral part of the financial statements.



EMINENCE INDEPENDENT SCHOOL DISTRICT  
 Reconciliation of the Governmental Funds Balance Sheet to the Statement of Net Position  
 June 30, 2022

<b>Total Fund Balances - Governmental Funds</b>	<b>\$ 1,041,548</b>
Amounts reported for governmental activities in the Statement of Net Position are different because:	
Capital assets are not reported in the fund financial statement because they are not current financial resources, but they are reported in the statement of net position	20,111,964
Deferred outflows of resources are not recorded in the governmental fund financials because they do not affect current resources but are recorded in the statement of net position.	
Pension contributions deferred outflows	500,757
OPEB contributions deferred outflows	1,245,290
Certain assets (obligations) are not a use of financial resources and therefore, are not reported in the government funds, but are presented in the statement of net position	
Net pension liability	(2,905,241)
Net OPEB liability	(2,270,551)
Deferred inflows of resources are not recorded in the governmental fund financials because they do not affect current resources but are recorded in the statement of net position	
Pension plan deferred inflows	(652,009)
OPEB plan deferred inflows	(1,468,424)
Certain liability (such as bond payable, the long-term portion of accrued sick leave, and other accrued liabilities) are not reported in the fund financial statement because they are not due and payable, but are presented in the statement of net position as follows:	
Bonds payable	(13,315,000)
Capital lease payable	(323,443)
Accrued interest	(31,997)
Accrued sick leave	(54,916)
Deferred loss on refunding	2,231
<b>Net position of governmental activities</b>	<b>\$ 1,880,209</b>

The accompanying notes are an integral part of the financial statements.

EMINENCE INDEPENDENT SCHOOL DISTRICT  
Statement of Revenues, Expenditures, and Changes in Fund Balances - Governmental Funds  
For the Year Ended June 30, 2022

	General Fund	Special Revenue Fund	Non-Major Funds	Total Governmental Funds
<b>Revenues</b>				
From Local Sources				
Taxes				
Property	\$ 1,105,404	\$ -	\$ 190,240	\$ 1,295,644
Motor vehicle	142,616	-	-	142,616
Franchise	17,024	-	-	17,024
Utilities	231,398	-	-	231,398
Earnings on investments	20,879	253	4,024	25,156
Student activities	-	-	319,317	319,317
Other local revenue	56,299	536,916	(14,922)	578,293
Intergovernmental - state	6,464,030	262,774	806,590	7,533,394
Intergovernmental - federal	6,051	1,885,750	-	1,891,801
Total revenues	<u>8,043,701</u>	<u>2,685,693</u>	<u>1,305,249</u>	<u>12,034,643</u>
<b>EXPENDITURES</b>				
Instruction	5,460,830	1,249,405	205,280	6,915,515
Support services				
Student	229,246	82,423	44,084	355,753
Instructional staff	259,262	399,159	8,120	666,541
District Administration	641,294	14,983	-	656,277
School Administration	548,042	85,645	-	633,687
Business	265,513	-	-	265,513
Plant operation and maintenance	793,244	142,879	-	936,123
Student Transportation	267,727	50,878	-	318,605
Day care	-	15,938	-	15,938
Community Services Operations	-	167,617	-	167,617
Building improvements	-	-	1,234,338	1,234,338
Debt service				
Principal	69,583	-	507,000	576,583
Interest	10,148	-	197,637	207,785
Total expenditures	<u>8,544,889</u>	<u>2,208,927</u>	<u>2,196,459</u>	<u>12,950,275</u>
<b>EXCESS (DEFICIENCY) OF REVENUES OVER EXPENDITURES</b>	(501,188)	476,766	(891,210)	(915,632)
<b>OTHER FINANCING SOURCES (USES)</b>				
Sale of land	-	-	18,864	18,864
Operating transfers in	212,956	20,496	1,296,449	1,529,901
Operating transfers (out)	(18,823)	(497,262)	(1,008,211)	(1,524,296)
Total other financing sources and (uses)	<u>194,133</u>	<u>(476,766)</u>	<u>307,102</u>	<u>24,469</u>
<b>NET CHANGE IN FUND BALANCE</b>	(307,055)	-	(584,108)	(891,163)
<b>FUND BALANCE - BEGINNING</b>	<u>1,239,068</u>	<u>-</u>	<u>693,643</u>	<u>1,932,711</u>
<b>FUND BALANCE - ENDING</b>	<u>\$ 932,013</u>	<u>\$ -</u>	<u>\$ 109,535</u>	<u>\$ 1,041,548</u>

The accompanying notes are an integral part of the financial statements.

EMINENCE INDEPENDENT SCHOOL DISTRICT  
 Reconciliation of the Governmental Funds Statement of Revenues, Expenditures,  
 and Changes in Fund Balances to the Statement of Activities  
 For the Year Ended June 30, 2022

<b>Net change in fund balances - total governmental funds</b>	<b>\$ (891,163)</b>
Amounts reported for governmental activities in the statement of activities are different because:	
Capital outlays are reported as expenditures in this fund financial statement because they use current financial resources, but they are presented as assets in the statement of activities and depreciated over their estimated economic lives. The difference is the amount by which capital outlays exceeds depreciation expense for the year.	
Capital outlays	553,655
Depreciation Expense	(324,337)
Generally expenditures recognized in the fund financial statements are limited to only those that use current financial resources, but expense are recognized in the statement of activities when they are incurred for the following:	
Accrued interest	1,318
Amortization of bond costs	(1,154)
Governmental funds report CERS contributions as expenditures when paid. However, in the Statement of Activities, pension expense is the cost of benefits earned, adjusted for member contributions, the recognition of changes in deferred outflows and inflows of resources related to pension,	
Pension Expense	(63,875)
OPEB Expense	97,414
Long-term debt proceeds are reported as other financing resources in funds, thereby increasing fund balances. In the statement of net position, however, issuing long-term debt increases liabilities and has no effect on net position. Similarly, repayment of principal is an expenditure in the governmental funds but reduces the liability in the statement of net position.	
Bond principal repaid	517,000
Capital lease principal repaid	59,583
Sick leave	(785)
<b>Change in net position of governmental</b>	<b>\$ (52,344)</b>

The accompanying notes are an integral part of the financial statements.

EMINENCE INDEPENDENT BOARD OF EDUCATION  
Budget and Actual General Fund  
For the Year Ended June 30, 2022

	Budgeted Amounts		Actual	Variance with
	Original	Final		Final Budget Favorable (Unfavorable)
<b>REVENUES</b>				
From Local Sources				
Taxes				
Property	\$ 1,121,000	\$ 1,121,000	\$ 1,105,404	\$ (15,596)
Motor vehicle	127,636	127,636	142,616	14,980
Franchise	3,000	3,000	17,024	14,024
Utilities	213,000	213,000	231,398	18,398
Earnings on investments	15,000	15,000	20,879	5,879
Other local revenue	225,557	225,557	56,299	(169,258)
Intergovernmental - state	6,336,465	6,336,465	6,464,030	127,565
Intergovernmental - federal	6,000	6,000	6,051	51
Total Revenues	<u>8,047,658</u>	<u>8,047,658</u>	<u>8,043,701</u>	<u>(3,957)</u>
<b>EXPENDITURES</b>				
Instruction	5,822,873	5,822,873	5,460,830	362,043
Support Services				
Student	224,419	224,419	229,246	(4,827)
Instructional Staff	302,662	302,662	259,262	43,400
District Administration	700,548	700,548	641,294	59,254
School Administration	489,892	489,892	548,042	(58,150)
Business	246,675	246,675	265,513	(18,838)
Plant Operation and Maintenance	645,049	645,049	793,244	(148,195)
Student Transportation	301,102	301,102	267,727	33,375
Debt Service	79,731	79,731	79,731	-
Contingency	401,572	401,572	-	401,572
Total expenditures	<u>9,214,523</u>	<u>9,214,523</u>	<u>8,544,889</u>	<u>669,634</u>
<b>EXCESS (DEFICIENCY) IN REVENUES OVER EXPENDITURES</b>	(1,166,865)	(1,166,865)	(501,188)	665,677
<b>OTHER FINANCING SOURCES (USES)</b>				
Operating transfers in	-	-	212,956	212,956
Operating transfers (out)	(16,500)	(16,500)	(18,823)	(2,323)
Total other financing sources and (uses)	<u>(16,500)</u>	<u>(16,500)</u>	<u>194,133</u>	<u>210,633</u>
<b>NET CHANGE IN FUND BALANCE</b>	(1,183,365)	(1,183,365)	(307,055)	876,310
<b>FUND BALANCE - BEGINNING</b>	<u>1,183,365</u>	<u>1,183,365</u>	<u>1,239,068</u>	<u>55,703</u>
<b>FUND BALANCE - ENDING</b>	<u>\$ -</u>	<u>\$ -</u>	<u>\$ 932,013</u>	<u>\$ 932,013</u>

The accompanying notes are an integral part of the financial statements.

EMINENCE INDEPENDENT BOARD OF EDUCATION  
 Budget and Actual Special Revenue Fund  
 For the Year Ended June 30, 2022

	Budgeted Amounts		Actual	Variance with Final Budget Favorable (Unfavorable)
	Original	Final		
<b>REVENUES</b>				
From Local Sources				
Earnings on investments	\$ 50	\$ 50	\$ 253	\$ 203
Other local revenue	554,204	554,204	536,916	(17,288)
Intergovernmental - state	272,342	272,342	262,774	(9,568)
Intergovernmental - federal	1,329,659	1,329,659	1,885,750	556,091
Total Revenues	<u>2,156,255</u>	<u>2,156,255</u>	<u>2,685,693</u>	<u>529,438</u>
<b>EXPENDITURES</b>				
Instruction	1,065,186	1,050,593	1,249,405	(198,812)
Support Services				
Student	53,895	53,895	82,423	(28,528)
Instructional Staff	493,106	520,553	399,159	121,394
District Administration	-	-	14,983	(14,983)
School Administration	87,443	87,443	85,645	1,798
Plant Operation and Maintenance	-	-	142,879	(142,879)
Student Transportation	61,869	64,990	50,878	14,112
Day Care	177,580	177,580	15,938	161,642
Community Services Operations	214,952	214,953	167,617	47,336
Total expenditures	<u>2,154,031</u>	<u>2,170,007</u>	<u>2,208,927</u>	<u>(38,920)</u>
<b>EXCESS (DEFICIENCY) IN REVENUES OVER EXPENDITURES</b>	2,224	(13,752)	476,766	490,518
<b>OTHER FINANCING SOURCES (USES)</b>				
Operating transfers in	18,022	18,022	20,496	2,474
Operating transfers out	(20,246)	(25,510)	(497,262)	(471,752)
Total other financing sources and (uses)	<u>(2,224)</u>	<u>(7,488)</u>	<u>(476,766)</u>	<u>(469,278)</u>
<b>NET CHANGE IN FUND BALANCE</b>	-	(21,240)	-	21,240
<b>FUND BALANCE - BEGINNING</b>	-	-	-	-
<b>FUND BALANCE - ENDING</b>	<u>\$ -</u>	<u>\$ (21,240)</u>	<u>\$ -</u>	<u>\$ 21,240</u>

The accompanying notes are an integral part of the financial statements.

EMINENCE INDEPENDENT BOARD OF EDUCATION  
Statement of Net Position - Proprietary Funds  
June 30, 2022

	Enterprise Funds		
	School Food Services	Day Care	Total
<b>ASSETS</b>			
Current Assets			
Cash and cash equivalents	\$ 173,475	\$ 56,298	\$ 229,773
Inventories for consumption	11,513	-	11,513
Total current assets	<u>184,988</u>	<u>56,298</u>	<u>241,286</u>
Noncurrent Assets			
General equipment	161,129	2,132	163,261
Accumulated depreciation	<u>(124,031)</u>	<u>(2,132)</u>	<u>(126,163)</u>
Total noncurrent assets	<u>37,098</u>	<u>-</u>	<u>37,098</u>
Total Assets	<u>222,086</u>	<u>56,298</u>	<u>278,384</u>
<b>DEFERRED OUTFLOWS OF RESOURCES</b>			
Deferred outflows related to pensions	16,333	1,428	17,761
Deferred outflows related to OPEB	<u>40,617</u>	<u>3,552</u>	<u>44,169</u>
Total deferred outflows of resources	<u>56,950</u>	<u>4,980</u>	<u>61,930</u>
<b>LIABILITIES</b>			
Total current liabilities			
	<u>-</u>	<u>-</u>	<u>-</u>
Noncurrent liabilities			
Net pension liability	94,758	8,287	103,045
Net OPEB liability	<u>74,057</u>	<u>6,476</u>	<u>80,533</u>
Total noncurrent liabilities	<u>168,815</u>	<u>14,763</u>	<u>183,578</u>
Total liabilities	<u>168,815</u>	<u>14,763</u>	<u>183,578</u>
<b>DEFERRED INFLOWS OF RESOURCES</b>			
Deferred inflows related to pensions	21,266	1,860	23,126
Deferred inflows related to OPEB	<u>47,895</u>	<u>4,188</u>	<u>52,083</u>
Total deferred inflows of resources	<u>69,161</u>	<u>6,048</u>	<u>75,209</u>
<b>NET POSITION</b>			
Net Investment in capital assets	37,098	-	37,098
Restricted	<u>3,962</u>	<u>40,467</u>	<u>44,429</u>
Total net position	<u>\$ 41,060</u>	<u>\$ 40,467</u>	<u>\$ 81,527</u>

The accompanying notes are an integral part of the financial statements.

EMINENCE INDEPENDENT BOARD OF EDUCATION  
Statement of Revenues, Expenses and Changes in Net Position - Proprietary Funds  
For the Year Ended June 30, 2022

	Enterprise Funds		
	School Food		
	Services	Day Care	Total
<b>OPERATING REVENUES</b>			
Lunchroom sales	\$ 35,778	\$ -	\$ 35,778
Fees	-	53,010	53,010
Total operating revenues	<u>35,778</u>	<u>53,010</u>	<u>88,788</u>
<b>OPERATING EXPENSES</b>			
Salaries & benefits	221,536	24,081	245,617
Purchased professional services	8,381	469	8,850
Purchased property services	767	-	767
Other purchased services	466	-	466
Supplies	265,495	3,600	269,095
Dues, Fees, and miscellaneous	52	58	110
Depreciation	9,981	-	9,981
Total operating expenses	<u>506,678</u>	<u>28,208</u>	<u>534,886</u>
Operating income (loss)	<u>(470,900)</u>	<u>24,802</u>	<u>(446,098)</u>
<b>NONOPERATING REVENUES (EXPENSES)</b>			
Federal grants	525,416	-	525,416
Federal donated commodities	25,180	-	25,180
State grants	8,414	1,913	10,327
State on-behalf payments	53,834	-	53,834
State on-behalf payments	(53,834)	-	(53,834)
Pension expense	(4,761)	(9,134)	(13,895)
OPEB expense	(6,083)	(532)	(6,615)
Other local revenues	19	-	19
Earnings from investments	1,308	-	1,308
Total nonoperating revenues (expense)	<u>549,493</u>	<u>(7,753)</u>	<u>541,740</u>
Income (loss) before operating transfers	78,593	17,049	95,642
Operating transfer out	-	(5,605)	(5,605)
<b>Change in net position</b>	78,593	11,444	90,037
<b>NET POSITION - BEGINNING</b>	<u>(37,533)</u>	<u>29,023</u>	<u>(8,510)</u>
<b>NET POSITION - ENDING</b>	<u>\$ 41,060</u>	<u>\$ 40,467</u>	<u>\$ 81,527</u>

The accompanying notes are an integral part of the financial statements.

EMINENCE INDEPENDENT BOARD OF EDUCATION  
Statement of Cash Flows - Proprietary Funds  
For the Year Ended June 30, 2022

	Enterprise Funds		
	School Food Services	Day Care	Total
<b>CASH FLOWS FROM OPERATING ACTIVITIES</b>			
Receipts from customers	\$ 35,778	\$ 53,010	\$ 88,788
Payments to suppliers	(253,283)	(3,827)	(257,110)
Payments to employees	(286,214)	(33,747)	(319,961)
Net cash provided (used) by operating activities	(503,719)	15,436	(488,283)
<b>CASH FLOWS FROM NONCAPITAL FINANCIAL ACTIVITIES</b>			
Operating grants and contributions	598,527	11,578	610,105
Net cash provided (used) by noncapital financing activities	598,527	11,578	610,105
<b>CASH FLOWS FROM CAPITAL FINANCING ACTIVITIES</b>			
Operating transfer to general fund	-	(5,605)	(5,605)
Net cash provided (used) by capital financing activities	-	(5,605)	(5,605)
<b>CASH FLOWS FROM INVESTING ACTIVITIES</b>			
Interest	1,308	-	1,308
Net cash provided (used) by investing activities	1,308	-	1,308
<b>NET INCREASE (DECREASE) IN CASH AND CASH EQUIVALENTS</b>	96,116	21,409	117,525
<b>CASH AND CASH EQUIVALENTS - BEGINNING</b>	77,359	34,889	112,248
<b>CASH AND CASH EQUIVALENTS - ENDING</b>	<u>\$ 173,475</u>	<u>\$ 56,298</u>	<u>\$ 229,773</u>
Reconciliation of operating income (loss) to net cash provided (used) by operating activities:			
Operating income (loss)	\$ (470,900)	\$ 24,802	\$ (446,098)
Adjustments to reconcile operating income (loss) to net cash provided (used) by operating activities:			
Depreciation	9,981	-	9,981
Changes in assets and liabilities:			
Receivables	2,217	300	2,517
Inventory	(5,519)	-	(5,519)
Pension expense	(4,761)	(9,134)	(13,895)
OPEB expense	(6,083)	(532)	(6,615)
Federal donated commodities	25,180	-	25,180
On-behalf payments expenses	(53,834)	-	(53,834)
Net cash provided (used) by operating activities	<u>\$ (503,719)</u>	<u>\$ 15,436</u>	<u>\$ (488,283)</u>
Schedule of non-cash transactions			
Federal donated commodities	\$ 25,180	\$ -	\$ 25,180
State on-behalf payments	<u>\$ 53,834</u>	<u>\$ -</u>	<u>\$ 53,834</u>

The accompanying notes are an integral part of the financial statements.



## EMINENCE INDEPENDENT BOARD OF EDUCATION

### Notes to the Financial Statements

Year Ended June 30, 2022

---

#### Note I – SUMMARY OF SIGNIFICANT ACCOUNTING POLICIES

The accompanying financial statements presented for the Eminence Independent Board of Education (“District”) are prepared in accordance with accounting principles generally accepted in the United States of America applicable to governmental units, as prescribed by the Governmental Accounting Standards Board (GASB). The District’s significant accounting and reporting policies are described below.

##### **The Financial Reporting Entity**

The Eminence Independent Board of Education, a five-member group, is the level of government, which has oversight responsibilities over all activities related to elementary and secondary school education within the jurisdiction of the District. The District receives funding from local, state and federal government sources and must comply with the commitment requirements of these funding source entities. However, the District is not included in any other governmental “reporting entity” as defined in Section 2100, Codification of Governmental Accounting and Financial Reporting Standards, as Board members are elected by the public and have decision making authority, the power to designate management, the responsibility to develop policies which influence operations and primary accountability for fiscal matters.

As required by GAAP, these financial statements present the primary government and its component unit, an entity for which the government is considered to be financially accountable. This component unit is reported on a blended basis. A blended component unit, although a legally separate entity, is, in substance, part of the government’s operations and so data from this unit is combined with data of the primary government. Separate financial statements are not issued for this component unit.

The District’s reporting entity includes the following blended component unit:

The Eminence Independent Board of Education Finance Corporation was formed in accordance with the provisions of KRS Sections 162.120 through 162.300 and Section 162.385, and KRS Chapter 273 and KRS 58.180, as a non-profit, non-stock corporation for the purpose of financing necessary school building facilities on behalf of the Board of Education of the Eminence Independent School District. Under the provisions of existing Kentucky laws, the Corporation is permitted to act as an agency and instrumentality of the District for financing purposes. The Board serves as the Governing Board of the Corporation and all accounting and administrative functions are performed by the District, which records all activity of the Corporation as a blended component unit.

##### **Basis of presentation and accounting**

###### **Government-wide**

The Districts government-wide financial statements include a Statement of Net Position and a Statement of Activities. These statements report information about the reporting entity as a whole. Fiduciary activities of the District are not included in these statements. The statements distinguish between governmental and business-type activities. Governmental activities generally are financed through property taxes, intergovernmental revenue, and other non-exchange revenues. Business-type activities are financed in whole or in part by fees charged to external parties for goods and services rendered.

The Statement of Activities presents a comparison between direct expenses and program revenue for the business-type activities and for each function of the District’s governmental activities. Program revenues includes (a) fees, fines, and charges paid by the recipients of goods or services offered by the programs and (b) grants and contributions that are restricted to meeting operational or capital requirements of a particular program. Revenues that are not classified as program revenues, including property taxes and general state aid, are presented as general revenues.

**EMINENCE INDEPENDENT BOARD OF EDUCATION**  
**Notes to the Financial Statements**  
**Year Ended June 30, 2022**

---

**Note I – SUMMARY OF SIGNIFICANT ACCOUNTING POLICIES (Continued)**

**Basis of presentation and accounting (Continued)**

**Government-wide (Continued)**

These statements are presented on an “economic resources” measurement focus and the accrual basis of accounting. Accordingly, all the District’s assets and long-term liabilities, are included in the accompanying Statement of Net Position. The Statement of Activities presents changes in net position. Under the accrual basis of accounting, revenues are recognized in the period earned while expenses are recognized in the period the liability incurred.

Certain eliminations have been made as prescribed by GASB Statement No. 34 in regard to interfund activities, payables and receivables. All internal balances in the Statement of Net Position have been eliminated except those representing balances between the governmental activities and the business-type activities, which are presented as internal balances and eliminated in the total column. In the Statement of Activities, those transactions between governmental and business-type activities have not been eliminated.

**Fund Financial Statements**

The fund financial statements of the District are organized into funds, each of which is considered to be a separate accounting entity. Fund accounting is designed to demonstrate legal compliance and to aid management by segregating transactions related to specific District functions or activities. Each fund is accounted for by providing a separate set of self-balancing accounts that comprise its assets, deferred outflows of resources, liabilities, deferred inflows of resources, fund equity, revenues, and expenditures/expenses. Funds are organized into three categories: governmental, proprietary, and fiduciary. Major individual governmental funds and enterprise funds are reported as separate columns in the fund financial statements.

**Governmental Fund Financial Statements**

Governmental fund financial statements include a Balance Sheet and a Statement of Revenues, Expenditures and Changes in Fund Balances for all major governmental funds. An accompanying schedule is presented to reconcile and explain the differences in fund balances and changes in fund balances as presented in these statements to the net position and changes in net position presented in the government-wide financial statements.

All governmental funds are accounted for on a spending or “current financial resources” measurement focus and the modified accrual basis of accounting. Accordingly, only current assets, deferred outflows of resources, current liabilities and deferred inflows of resources are included in the Balance Sheet. The Statement of Revenues, Expenditures and Changes in Fund Balances present increase (revenues and other financing sources) and decreases (expenditures and other financing uses) in net current assets. Under the modified accrual basis of accounting, revenues are recognized in the accounting period in which they become both measurable and available to finance expenditures of the current period.

Accordingly, revenues are recorded when received in cash, except that revenues subject to accrual (generally collected 60 days after year-end) are recognized when due. The primary revenue sources which have been treated as susceptible to accrual by the District are taxes and intergovernmental revenues. Expenditures are recorded in the accounting period in which the related fund liability is incurred, except for principal and interest on long-term debt, claims and judgments, and compensated absences which are recognized as expenditures to the extent they have matured.

**Major Governmental Funds:**

General Fund – accounts for the general operating costs for the District and provides support services to other funds. It accounts for financial resources used for general types of operations. This is a budgeted fund, and any fund balances are considered as resources available for use.

## EMINENCE INDEPENDENT BOARD OF EDUCATION

### Notes to the Financial Statements

Year Ended June 30, 2022

---

#### Note I – SUMMARY OF SIGNIFICANT ACCOUNTING POLICIES (Continued)

##### Major Governmental Funds: (Continued)

Special Revenue Fund - accounts for proceeds of specific revenue sources (other than expendable trust funds or major capital projects) that are legally restricted to disbursements for specified purposes. It includes federal financial programs where unused balances are returned to the grantor at the close of specified project periods as well as the state grant programs. Project accounting is employed to maintain integrity for the various sources of funds. The separate projects of federally funded grant programs are identified in the Schedule of Expenditures of Federal Awards included in this report.

##### Non-Major Governmental Funds

District Activity Fund – The District Activity Fund is a special revenue fund type and is used to account for funds collected at individual schools for operation costs of the schools or school District that allows for more flexibility in the expenditures of those funds.

Student Activity Fund –The Student Activity Fund is a special revenue fund type and is used to account for funds student activity that are legally restricted to expenditures for specified purposes imposed by external parties, enabling legislation, or by board action.

Capital Outlay Fund – The Support Education Excellence in Kentucky (SEEK) Fund receives those funds designated by the state as capital outlay funds and is generally restricted for use in financing projects identified in the District’s facility plan (including payment of bonded lease obligations).

Facility Support Program (FSKP) fund - The Facility Support Program of Kentucky (FSPK) accounts for and reports funds generated by the building tax levy required to participate in the School Facilities Construction Commission’s construction funding and state matching funds, where applicable. Funds may be used for projects identified in the District’s facility plan.

Construction Fund -The Construction Fund accounts for and reports proceeds from sales of bonds and other revenues to be used for authorized construction.

Debt Service Fund – The Debt Service Fund is used to account for the accumulation of resources for, and the payment of, general long-term debt principal and interest and related costs; and for the payment of interest on general obligation notes payable, as required by Kentucky Law.

##### Proprietary Fund Financial Statements

Proprietary Fund Financial Statements include a Statement of Net Position, a Statement of Revenues, Expense and Changes in Net position, and a Statement of Cash Flows. The District does not have an internal service fund.

Proprietary funds are accounted for using the “economic resources” measurement focus and the accrual basis of accounting. Accordingly, all assets, deferred outflows of resources, liabilities and deferred inflows of resources (whether current or noncurrent) are included in the Statement of Net Position. The Statement of Revenues, Expenses and Changes in Net Position present increases (revenues) and decreases (expenses) in total net position. Under the accrual basis of accounting, revenues are recognized in the period earned while expenses are recognized in the period the liability is incurred.

Operating revenues in the proprietary funds are those revenues that are generated from the primary operations of the fund. All other revenues are reported as non-operating revenues. Operating expenses are those expenses that are essential to the primary operations of the fund. All other expenses are reported as non-operating expenses.

**EMINENCE INDEPENDENT BOARD OF EDUCATION**

**Notes to the Financial Statements**

**Year Ended June 30, 2022**

---

**Note I – SUMMARY OF SIGNIFICANT ACCOUNTING POLICIES (Continued)**

**Enterprise Funds**

School Food Service Fund – is used to account for school food service activities, including the National School Lunch Program, which is conducted in cooperation with the U.S. Department of Agriculture (USDA). Amounts have been recorded for in-kind contribution of commodities from the USDA.

Day Care Fund – is used to account for and report the activities of the day care programs where a fee is charged for participating.

**Measurement focus and basis of accounting**

The accounting and financial reporting treatment is determined by the applicable measurement focus and basis of accounting. Measurement focus indicate the type of resources being measured such as current financial resources or economic resources. The basis of accounting indicates the timing of transactions or events for recognition in the financial statements.

Government-wide and fiduciary fund financial statement are reported using the economic resources measurement focus and the accrual basis of accounting. Revenues are recorded when earned and expenses are recorded at the time liabilities are incurred, regardless of when the related cash flows take place.

Governmental fund financial statements are reported using the current financial resources measurement focus and the modified accrual basis of accounting. Under the modified accrual basis of accounting, revenues are recognized when susceptible to accrual (i.e., when they are “measurable and available”). “Measurable” means the amount of the transaction can be determined and “available” means collectible within the current period or soon enough thereafter to pay liabilities of the current period (60 days). Expenditures are recorded when the liability is incurred, except for unmatured interest on long-term debt which is recognized when due, other post-employment benefits, claims and judgments and compensated absences, which are recognized when expended. Revenues susceptible to accrual are interest, state and local shared revenue and federal and state grants. Expenditure-driven grants are recognized as revenue when qualifying expenditures have been incurred and all other grant requirements have been met.

**Budgetary information**

The District’s budgetary process accounts for transactions on a modified accrual basis of accounting which is consistent with the accounting principles generally accepted in the United States of America. State law requires the District to formally and publicly examine anticipated receipts and expenditures for the next fiscal year by January 31 (draft budget), adopt a tentative working budget on or before May 30 for the next fiscal year and a final working budget must be submitted to the Kentucky Department of Education (KDE) by September 30 for the current year with a recommended reserve of at least two percent of total budgeted expenditures in the general and school food service funds. The Special Revenue Fund and the Construction fund are multi-year funds. A fund is multi-year when budgeted amounts in the that fund may be received and expended over a period extending beyond one fiscal year. A budget projection is created one time for a project (grant or a construction project) which is in the year of its inception. After a budget completion is processed on a project, that budget remains with the project over the lifetime of the project.

Expenditure budgets are appropriated at the major function level for each fund. Appropriations may not legally be over-expended, except in the case of grant receipts which could not be reasonably estimated at the time the budget was adopted.

**EMINENCE INDEPENDENT BOARD OF EDUCATION**

**Notes to the Financial Statements**

**Year Ended June 30, 2022**

---

**Note I – SUMMARY OF SIGNIFICANT ACCOUNTING POLICIES (Continued)**

**Estimates**

The preparation of financial statement in conformity with accounting principles generally accepted in the United States requires management to make estimate and assumptions that affect the reported amounts of assets, deferred outflows, liabilities at the date of the financial statements and reported amounts of revenues and expenses during the reported period. Actual results could differ from these estimates.

**Assets, deferred outflows, liabilities, deferred inflows, and net position/fund balance**

**Cash and cash equivalents**

The District's cash and cash equivalents are considered to be cash on hand, demand deposits, and all highly liquid investments with a maturity of three months or less from the date of the acquisition. For the purposes of the statement of cash flows, the District defines cash and cash equivalents as amounts in demand deposits as well as short-term, highly liquid investments with original maturities of three months or less.

**Deposits with Financial Institutions and Investments**

The District's policy on investments primarily follow state statutes and regulations which authorize the District to invest in obligations of the United States and of its agencies and instrumentalities, obligations and contracts for future delivery or purchase of obligations backed by the full faith and credit of the United States, obligations of any corporation of the United States government, bonds or certificates of indebtedness of this state, and certificates of deposit issued by or other interest bearing accounts of any bank or savings and loan institution which are insured by the Federal Deposit Insurance.

**Prepaid items**

Prepaid items are charged to expenditure/expense at the time the items are used (consumption method).

**Inventory**

Inventory consists of food purchased by the District and commodities granted by the United State Department of Agriculture (USDA). The commodities are recognized as revenues and expenditures by the Food Service Fund when consumed. Any material commodities on hand at year end are recorded as inventory. All purchased inventory items are valued at the lower of cost or market (first-in, first-out) using the consumption method and commodities assigned values are based on information provided by the USDA.

**Capital assets**

General capital assets are those assets not specifically related to activities reported in the proprietary funds. These assets generally result from expenditures in the governmental funds. These assets are reported in the governmental activities' column of the government-wide statement of net position but are not reported in the fund financial statements. Capital assets utilized by the proprietary funds are reported both in the business-type activities column of the government-wide statement of net position and in the respective funds.

All capital assets are capitalized at cost (or estimated historical cost) and updated for additions and retirements during the year. Donated fixed assets are recorded at their acquisition values as of the date received. The District maintains a capitalization threshold of \$5,000. The cost of normal maintenance and repairs that do not add to the value of the asset or materially extend an assets life are expensed.

**EMINENCE INDEPENDENT BOARD OF EDUCATION**  
**Notes to the Financial Statements**  
**Year Ended June 30, 2022**

---

**Note I – SUMMARY OF SIGNIFICANT ACCOUNTING POLICIES (Continued)**

**Assets, deferred outflows, liabilities, deferred inflows, and net position/fund balance (Continued)**

**Capital assets (Continued)**

All reported capital assets are depreciated. Improvements are depreciated over the remaining useful lives of the related capital assets. Depreciation is computed using the straight-line method over the following useful lives for both general capital assets and proprietary fund assets:

Building and improvements	25-50 years
Land improvements	20 years
Technology equipment	5 years
Vehicles	5-10 years
Audio-visual equipment	15 years
Food service equipment	10-12 years
Furniture and fixtures	7 years
Rolling stock	15 years
Other	10 years

**Long-term obligations**

In the government-wide financial statements long-term debt and other long-term obligations are reported as liabilities. Bond premiums and discounts are deferred and amortized over the life of the bonds using the straight-line method. Bonds payable are reported net of applicable bond premium or discount.

In the fund financial statements, governmental fund types recognized bond premiums and discounts, as well as bond issuance costs, during the current period. The face amount of debt issued is reported as other financing sources. Premiums received on debt issuances are reported as other financing sources while discounts on debt issuances are reported as other financing uses. Issuance costs, whether or not withheld from the actual debt proceeds received, are reported as debt service expenditures.

**Deferred outflows/inflows of resources**

In addition to assets, the Statement of Net Position reports a separate section for deferred outflows of resources. This separated financial statement element, deferred outflows of resources, represents a consumption of net position that applies to a future period(s) and so will not be recognized as an outflow of resources (expense/expenditures) until then. The District reports three types of deferred outflows-contributions to the CERS pension system after the measurement period, contributions to the TRS medical insurance fund after the measurement period and the unrecognized portion of a deferred loss on the refinancing of long-term debt.

In addition to liabilities, the Statement of Net Position will sometimes report a separate section for deferred inflows of resources. This separate financial statement element, deferred inflows of resources, represents an acquisition of net position that applies to a future period(s) and so will not be recognized as an inflow of resources (revenue) until the appropriate period. The District reports two types of deferred inflows – those related to the net difference projected and actual earning on pension plan investments, and those related to the net difference projected and actual earnings on OPEB plan investments.

**Note I – SUMMARY OF SIGNIFICANT ACCOUNTING POLICIES (Continued)**

**Assets, deferred outflows, liabilities, deferred inflows, and net position/fund balance (Continued)**

**Deferred outflows/inflows of resources (Continued)**

**Pension obligations**

For purposes of measuring the net pension liability, deferred outflows of resources and deferred inflows of resources related to pension, and pension expense, information about the fiduciary net position of the Kentucky Public Pension Authority (KPPA) – County Employees Retirement-Non-hazardous (CERS) and Teacher’s Retirement System of the State of Kentucky (TRS) and additions to/deductions from fiduciary net position have been determined on the same basis as they are reported by the pensions. For this purpose, benefit payments (including refunds of employee contributions) are recognized when due and payable in accordance with the benefit terms. Investments are reported at fair value.

**Postemployment Benefits Other Than Pensions (OPEB)**

For purposes of measuring the net OPEB liability, deferred outflows of resources and deferred inflows of resources related to OPEB, and OPEB expense, information about the fiduciary net position of the CERS and TRS and additions to/deductions from fiduciary net position on the same basis as they are reported by these multiple-employer cost-sharing OPEB systems. For this purpose, benefit payments (including refunds of employee contributions) are recognized by the pension systems when due and payable in accordance with the benefit terms. Investments are reported at fair value by the pension systems. Both systems publish separate financial statements as described in Note for Postemployment Benefits Other Than Pensions.

**Net position flow assumptions**

Net position is classified into the following categories:

Net investment in capital assets – consists of all capital assets, net of accumulated depreciation and reduced by the outstanding balances of any bonds or other borrowings that are attributable to the acquisition, construction, or improvement of those assets.

Restricted net position – consists of net position with constraints placed on use either by (1) external groups such as creditors, grantors, contributors, or laws or regulations of other governments; or (2) law through constitutional provisions or enabling legislation.

Unrestricted net position – consists of all other net position that is not included in the other categories previously mentioned.

When both restricted and unrestricted resources are available for use in a specific program or for specific purpose, the District’s normal policy is to use restricted resources first to finance its activities.

**Fund balance flow assumptions**

Sometimes the District will fund outlays for a particular purpose from both restricted and unrestricted resources (the total of committed, assigned, and unassigned fund balance). When fund balance resources are available for a specific purpose in multiple classifications, the District uses the most restrictive funds first in the following order: restricted, committed, assigned, and unassigned as they are needed.

**Note I – SUMMARY OF SIGNIFICANT ACCOUNTING POLICIES (Continued)**

**Assets, deferred outflows, liabilities, deferred inflows, and net position/fund balance (Continued)**

**Fund balance policies**

Governmental fund equity is classified as fund balance. GASB Statement 54, Fund Balance Reporting and Governmental Fund Type Definitions provides more clearly defined fund balance categories to make the nature and extend of the constraints place on a government’s fund balance more transparent. The following classifications describe the relative strength of the spending constraints place on purpose for which resources can be used:

**Nonspendable:** This classification includes amounts that cannot be spent because they are either (a) not in spendable form or (b) legally or contractually required to be maintained intact. Management has classified prepaid items as being non-spendable as they are not expected to be converted to cash.

**Restricted:** This classification includes amounts for which constraints have been placed on the use of resources which are either.

1. Externally imposed by creditors (such as through debt covenants), grantors, contributors, or laws or regulations of other governments; or
2. Imposed by law through constitutional provisions or enabling legislation.

**Committed:** This classification includes amounts that can only be used for specific purposes pursuant to constraints imposed by formal action (resolution) of the District’s Board of Director, which is the District’s highest level of decision-making authority. These amounts cannot be used for any other purpose unless the Board removes or changes the specified use by taking the same type of action that was employed when the funds were initially committed.

**Assigned:** This classification includes spendable amounts for a specific purpose. The intent of an assigned fund balance is expressed by either the District’s Board, or a subordinate high-level body, such as a finance committee, or an official, such as the superintendent, that has the authority to assign amounts to be used for assigned purposes.

**Unassigned:** This classification is the residual fund balance for the General Fund. It represents fund balance that has not been assigned, committed, or restricted.

**Revenue and expenditures/expenses**

**Program revenues –** amounts reported as program revenues include 1) charges to customers who purchase or use goods, services, or privileges provided by a given function and 2) grants and contributions that are restricted to meeting the operational or capital requirements of a particular function. Taxes and other items not property included amount program revenues are reported instead as general revenues.

**Property taxes –** Property taxes are levied each August on the assessed value listed as of the prior January 1, for all real and personal property in the county. The billings are considered due upon receipt by the taxpayer; however, the actual date is based on a period ending 30 days after the tax bill mailing. Property taxes collected are recorded as revenues in the fiscal year for which they were levied. Liens are effective when the tax bills become delinquent. The collection period for these assessments was October 15, 2021 through April 18, 2022.

**Grants –** unreimbursed expenditures due from grantor agencies are reflected in the government-wide financial statements as receivables and revenues. Grant revenues are recorded at the time eligible expenditures are incurred. Cash received from grantor agencies in excess of related grant expenditures is recorded as unavailable revenue on the Balance Sheet and unearned revenue on the Statement of Net Position.



**EMINENCE INDEPENDENT BOARD OF EDUCATION**  
**Notes to the Financial Statements**  
**Year Ended June 30, 2022**

---

**Note I – SUMMARY OF SIGNIFICANT ACCOUNTING POLICIES (Continued)**

Compensated absences – upon retirement from the school system, an employee will receive from the District an amount equal to 30% of the value of accumulated sick leave. Sick leave benefits accrued as a liability using the termination payment method. An accrual for earned sick leave is made to the extent that it is probable that the benefits will result in termination payments. On June 30, 2022, this amount total \$54,916.

**Implementation of New Accounting Principle**

The District adopted the provisions of GASB Statement No. 87, *Leases*. The objective of this statement is to better meet the information needs of financial statement users by improving accounting and financial reporting for leases by governments. The statement requires recognition of certain lease assets and liabilities for leases that previously were classified as operating leases and recognized inflows of resources or outflows of resources based on the payment provisions of the contract. It establishes a single model for lease accounting based on the foundational principle that leases are financings of the right to use an underlying asset. A lessee is required to recognize a lease liability and an intangible right-to-use lease asset, and a lessor is required to recognize a lease receivable and a deferred inflow of resources. The implementation of this pronouncement did not impact the preparation of these financial statements.

**Note II – STEWARDSHIP, COMPLIANCE AND ACCOUNTABILITY**

**Violations of legal or contractual provisions**

This District had no violations of legal or contractual provision in the fiscal year.

**Cash deposits and cash equivalents**

The Kentucky Revised Statutes authorize the District to investment money subject to its control in obligations of the United States; bonds or certificates of indebtedness of Kentucky and its agencies and instrumentalities; savings and loan associations insured by an agency of the United States up to the amount insured; and national or state banks chartered in Kentucky and insured by an agency of the United States providing such banks pledge as security obligations, as permitted by KRS 41.240(4), having a current quoted market value at least equal to uninsured deposits.

Custodial credit risk is the risk that in the event of a bank failure, a government’s deposits may not be returned to it. The District’s deposit policy for custodial credit risk requires compliance with the provisions of state law.

At year-end, the District’s bank balances were collateralized by securities held by the pledging bank’s trust department in the District’s name and FDIC insurance. At year end, the carrying amount of the District’s cash and cash equivalents was \$898,860. The bank balance for the same time was \$1,168,094.

**Receivables**

Amounts are aggregated into a single account receivable line in the Statement of Net Position and Balance Sheet. Below is the detail of receivable for the governmental funds:

Receivables	General Fund	Special Revenue	Total
Taxes	\$ 25,545	\$ -	\$ 25,545
Accounts	4,372	9,440	13,812
Intergovernmental-federal	-	576,497	576,497
Total Receivables	<u>\$ 29,917</u>	<u>\$ 585,937</u>	<u>\$ 615,854</u>

**EMINENCE INDEPENDENT BOARD OF EDUCATION**  
**Notes to the Financial Statements**  
**Year Ended June 30, 2022**

**Note III – DETAILED NOTES ON ALL ACTIVITIES AND FUNDS**

**Capital assets**

The changes in capital assets for the year ended June 30, 2022, are as follows:

	Balance July 1, 2021	Increases	Decreases	Balance June 30, 2022
<b><u>Governmental activities:</u></b>				
Non-depreciable capital assets				
Land	\$ 176,017	\$ -	\$ -	\$ 176,017
Construction in progress	7,008,303	-	-	7,008,303
Total -Non-depreciable capital assets	7,184,320	-	-	7,184,320
Depreciable capital assets				
Buildings and Building Improvements	14,840,508	385,055	-	15,225,563
Technology equipment	632,105	11,720	-	643,825
Vehicles	839,258	156,880	152,549	843,589
General equipment	859,282	-	-	859,282
Total - Depreciable capital assets	17,171,153	553,655	152,549	17,572,259
Less: Accumulated depreciation				
Buildings and building Improvements	3,044,069	156,416	-	3,200,485
Technology equipment	557,554	32,898	-	590,452
Vehicles	451,702	80,752	150,074	382,380
General equipment	417,027	54,271	-	471,298
Total - Accumulated depreciation	4,470,352	324,337	150,074	4,644,615
Governmental Activities Capital Assets - net	<u>\$ 19,885,121</u>	<u>\$ 229,318</u>	<u>\$ 2,475</u>	<u>\$ 20,111,964</u>
<b><u>Business-Type Activities</u></b>				
General equipment	\$ 163,261	\$ -	\$ -	\$ 163,261
Total -Non-depreciable capital assets	163,261	-	-	163,261
Less: Accumulated depreciation				
General equipment	116,182	9,981	-	126,163
Total - Depreciable capital assets	116,182	9,981	-	126,163
Business-Type Activities Capital Assets - net	<u>\$ 47,079</u>	<u>\$ (9,981)</u>	<u>\$ -</u>	<u>\$ 37,098</u>

\*Depreciation expense was not allocated to governmental functions. It appears on the statement of activities as "unallocated".

**EMINENCE INDEPENDENT BOARD OF EDUCATION**

**Notes to the Financial Statements**

**Year Ended June 30, 2022**

---

**Note III – DETAILED NOTES ON ALL ACTIVITIES AND FUNDS (Continued)**

**Pension obligations**

The District participates in both the Teachers' Retirement System of the State of Kentucky (TRS) and the Kentucky Public Pensions Authority (KPPA) - County Employees Retirement System (CERS) for non-hazardous duties.

**Teacher's Retirement System of the State of Kentucky (TRS)**

**Plan Description**

TRS was created by the 1938 General Assembly and is governed by Chapter 161 Section 220 through Chapter 161 Section 990 of the Kentucky Revised Statutes (KRS). TRS is a cost-sharing multiple-employer defined benefit plan with a special funding situation established to provide retirement annuity plan coverage for local school Districts and other public educational agencies in the Commonwealth of Kentucky. KRS 161.250 provides that the general administration and management of TRS, and the responsibility for its proper operation, is vested in a board of trustees. TRS is a blended component unit of the Commonwealth of Kentucky and therefore is included in the Commonwealth's financial statements. TRS covers positions requiring teaching certification or otherwise requiring a college degree as well as any person providing part-time or substitute teaching services that are the same or similar to those teaching services provided by full-time, certified teachers. Copies of the TRS Comprehensive Annual Financial Report and Actuarial Valuations may be obtained at: <https://trs.ky.gov/administration/financial-reports-information/>.

**Pension Benefits**

For members who have established an account in a retirement system administered by the Commonwealth prior to July 1, 2008, members become vested when they complete five (5) years of credited service. To qualify for monthly retirement benefits, payable for life, members must either 1) attain age fifty-five (55), or 2) complete 27 years of Kentucky service.

Participants that retire before age 60 with less than 27 years of service receive reduced retirement benefits. Non-university members with an account established prior to July 1, 2002 receive monthly payments equal to two (2) percent (service prior to July 1, 1983) and two and one-half (2.5) percent (service after July 1, 1983) of their final average salaries for each year of credited service. New members (including second retirement accounts) after July 1, 2002 will receive monthly benefits equal to 2% of their final average salary for each year of service if, upon retirement, their total service is less than ten years. New members after July 1, 2002 who retire with ten or more years of total service will receive monthly benefits equal to 2.5% of their final average salary for each year of service including the first ten years. In addition, employees who retire July 1, 2004 or later with more than 30 years of service will have their multiplier increased for all years over 30 from 2.5 % to 3.0% to be used in their benefit calculation. Effective July 1, 2008 the system has been amended to change the benefit structure for members hired on or after that date. For members who enter TRS on or after January 1, 2022 TRS created a hybrid retirement plan with a foundational benefit which pays a lifetime retirement annuity.

Final average salary is defined as the member's five (5) highest annual salaries for those with less than 27 years of service. Employees at least age 55 with 27 or more years of service may use their three (3) highest annual salaries to compute the final average salary. TRS also provides disability benefits for vested employees at the rate of sixty (60) percent of the final average salary. When calculating the final average salary for employees entering the service on or after January 1, 2022 increases in compensation in the last five years prior to retirement are limited to the highest percentage increase generally available to the District's employees.

**Note III – DETAILED NOTES ON ALL ACTIVITIES AND FUNDS (Continued)**

**Teacher’s Retirement System of the State of Kentucky (TRS) (Continued)**

**Pension Benefits (Continued)**

Cost of living increases are one and one-half (1.5) percent annually. Additional ad hoc increases and any other benefit amendments must be authorized by the General Assembly.

**Contributions**

Contributions rates are established by Kentucky Revised Statutes (KRS). Beginning January 1, 2022 non-university employees are required to contribute 12.855% of their salaries for employees entering service prior to January 1, 2022 and 14.75% for employees entering service on or after January 1, 2022. The Commonwealth of Kentucky, as a non-employer contributing entity, pays matching contributions in the amount of 13.105% of salaries for local school District employees hired before July 1, 2008, 14.105% for those hired after July 1, 2008 and 10.75% for those hired on or after January 1, 2022. For local school District employees whose salaries are federally funded, the employer contributes 16.105% of salaries and employees paid with non-federal funds the District contributes 3% of salaries. If an employee leaves covered employment before accumulating five (5) years of credited service, accumulated employee pension contributions plus interest are refunded to the employee upon the member’s request.

**Kentucky Public Pensions Authority (KPPA) - County Employees Retirement System (CERS)**

**Plan Description**

Under the provisions of KRS 61.645, the Board of Trustees of the Kentucky Public Pensions Authority (KPPA) administers CERS and has the authority to establish and amend benefit provisions. CERS was created by the Kentucky General Assembly pursuant to the provision of KRS 78.520. CERS is a cost-sharing, multiple-employer defined benefit pension plan administered by the Kentucky General Assembly. KRS is a blended component unit of the Commonwealth of Kentucky and therefore is included in the Commonwealth’s financial statements. CERS covers employees whose positions do not require a degree, substantially all full-time classified employees and these positions are considered non-hazardous. Copies of the TRS Comprehensive Annual Financial Report and Actuarial Valuations may be obtained at <https://kyret.ky.gov/Employers/GASB/Pages/default.aspx>.

**Pension Benefits**

CERS provides retirement, health insurance, death and disability benefits to CERS plan employees and beneficiaries. Employees are vested in the plan after five years’ service. For retirement purposes employees are grouped into three tiers, based on hire date:

Tier 1	Participation date Unreduced retirement Reduced retirement	Before September 1, 2008 27 years’ service or 65 years old At least 5 years’ service and 55 years of age or at least 25 years’ service and any age
Tier 2	Participation date Unreduced retirement  Reduced retirement	September 1, 2008 – December 31, 2013 At least 5 years’ service and 65 years old or age 57+ and sum of service years plus age equal 87  At least 10 years’ service and 60 years old

**EMINENCE INDEPENDENT BOARD OF EDUCATION**  
**Notes to the Financial Statements**  
**Year Ended June 30, 2022**

---

**Note III – DETAILED NOTES ON ALL ACTIVITIES AND FUNDS (Continued)**

**Kentucky Public Pensions Authority (KPPA) - County Employees Retirement System (CERS) (Continued)**

**Pension Benefits (Continued)**

Tier 3	Participation date	After December 31, 2013
	Unreduced retirement	At least 5 years' service and 65 years old or age 57+ and sum of service years' equal 87
	Reduced retirement	Not available

**Contributions**

CERS pension benefits are grouped into three tiers, based on the hire date:

Tier 1 plan members who began participating prior to September 1, 2008, are required to contribute 5% (non-hazardous) or 8% (hazardous) of their annual creditable compensation. These members are classified in the Tier 1 structure of benefits. Interest is paid each June 30 on members' accounts at a rate of 2.5%. If a member terminates employment and applies to take a refund, the member is entitled to a full refund of contributions and interest.

Tier 2 plan members, who began participating on, or after, September 1, 2008 and before January 1, 2014, are required to contribute 6% (non-hazardous) or 9% (hazardous) of their annual credit compensation, while 1% of these contributions are deposited to an account created for the payment of health insurance benefits under 26 USC Section 401(k) in the Pension Fund (See Kentucky Administrative Regulation 105 KAR 1:420 Employer's administrative duties). These members are classified in the Tier 2 structure of benefits. Interest is paid each June 30<sup>th</sup> on members' accounts as a rate of 2.5%. If a member terminates employment and applies to take a refund, the member is entitled to a full refund of contributions and interest; however, the 1% contribution to the 401(h) account is non-refundable and is forfeited.

Tier 3 plan members, who began participating on, or after, January 1, 2014, are required to contribute to the Cash Balance Plan. The Cash Balance Plan is known as a hybrid plan because it has characteristics of both a defined benefit plan and a defined contribution plan. Members in the plan contribute a set percentage of their salary each month to their own account. Members contribute 5% (non-hazardous) or 8% (hazardous) of their annual creditable compensation, and an additional 1% to the health insurance fund (401(h) account) which is not credited to the member's account and is not refundable. The employer contribution rate is set annually by the KPPA board based on an actuarial valuation. The employer contributes a set percentage of the member's salary. Each month, when employer contributions are received an employer pay credit is deposited to the member's account. A member's account is credited with a 4% (non-hazardous) or 7.5% (hazardous) employer pay credit. The employer pay credit represents a portion of the employer contribution. CERS contribution rates for non-hazardous employees for pension 21.17%, insurance 5.78% for a combined total of 26.95%.

Funding for CERS is provided by members, who contribute 5.00% (6.00% for employees hired after September 1, 2008) of their salary through payroll deductions, and by employers of members. For the year ending June 30, 2022, employers were required to contribute 26.95% of the member's salary. During the year ending June 30, 2022, the District contributed \$356,711 to the CERS pension plan. The contribution requirements of CERS are established and may be amended by the CERS Board of Trustees.

**EMINENCE INDEPENDENT BOARD OF EDUCATION**  
**Notes to the Financial Statements**  
**Year Ended June 30, 2022**

---

**Note III – DETAILED NOTES ON ALL ACTIVITIES AND FUNDS (Continued)**

**Other Retirement Plans**

The District also offers employees the option to participate in defined contribution plans under Sections 403(B) and 401(K) of the Internal Revenue Code. All regular full-time and part-time employees are eligible to participate and may contribute up to the maximum allowable by laws. These plans are administered by an independent third-party administrator. The District offers its employees a deferred compensation plan created in accordance with Internal Revenue Code Section 457. The plan, available to all employees, permits them to defer a portion of their salary until future years. This deferred compensation is not available to employees until their termination, retirement, death or unforeseeable emergency. GASB Statement No. 32, Accounting and Financial Reporting for Internal Revenue Code Section 457 Deferred Compensation Plans, allows entities with little or no administrative involvement and who do not perform the investing function for these plans to omit plan assets and related liabilities from their financial statement statements. The District, therefore, does not report these assets and liabilities on its financial statements. Employee contributions made to the plan during the year total \$3,960. The District does not contribute to these plans.

**Pension liabilities, Pension Expense, and Deferred Outflows of Resources and Deferred Inflows of Resources Related to Pensions**

On June 30, 2022, the District reported a liability for its proportionate share of the net pension liability for CERS. The District did not report a liability for the District's proportionate share of the net pension liability for TRS because the Commonwealth of Kentucky provides the pension support directly to TRS on behalf of the District. The amount recognized by the District as its proportionate share of the net pension liability, the related Commonwealth support, and the total portion of the net pension liability that was associated with the District were as follows:

District's proportionate share of the net CERS pension liability	\$ 3,008,286
Commonwealth's proportionate share of the net TRS pension liability associated with the District	<u>16,698,431</u>
	<u>\$ 19,706,717</u>

The net pension liability for each plan was measured as of June 30, 2021, and the total pension liability used to calculate the net pension liability was determined by an actuarial valuation as of June 30, 2020. The total pension liability was rolled-forward from the valuation date to the plan's fiscal year ended, June 30, 2021, using generally accepted actuarial principles. The District's portion of the net pension liability for CERS was based on the actual liability of the employees and former employees relative to the total liability of the System as determined by the actuary. On June 30, 2021, the District's proportion was .047183%. For the year ended June 30, 2022, the District recognized CERS pension expense of \$280,206 which is a \$244,282 increase in governmental funds and \$35,924 increase in proprietary funds and \$163,414 related to TRS as being paid. The adjusted pension expense recognized on the statement of activities, based on actuarial valuation for the year ended June 30, 2022, was \$(77,771) (a decrease of \$63,875 in governmental funds and a decrease of \$13,896 in the business type activity funds). The District also recognized revenue of \$1,332,926 for TRS support provided by the Commonwealth.

**EMINENCE INDEPENDENT BOARD OF EDUCATION**  
**Notes to the Financial Statements**  
**Year Ended June 30, 2022**

**Note III – DETAILED NOTES ON ALL ACTIVITIES AND FUNDS (Continued)**

**Pension liabilities, Pension Expense, and Deferred Outflows of Resources and Deferred Inflows of Resources Related to Pensions**

On June 30, 2022, the District reported deferred outflows of resources and deferred inflows of resources related to pension from the following sources:

	Deferred Outflows of	Deferred Inflows of Resources
Differences between expected and actual experience	\$ 34,544	\$ 29,197
Changes of assumptions	40,375	-
Net difference between projected and actual earnings on	116,701	517,656
Changes in proportion and difference between District and proportionate share of contributions	46,692	128,282
District contributions subsequent to the measurement date	280,206	-
	<u>\$ 518,518</u>	<u>\$ 675,135</u>

The amount reported as deferred outflows of resources related to pension resulting from District contributions subsequent to the measurement date is \$280,206 and will be recognized as a reduction of the net pension liability in the year ending June 30, 2022. Other amounts reported as deferred outflows of resources and deferred inflows related to pensions will be recognized in pension expense as follows:

Year ending June 30:	
2022	\$ (63,776)
2023	(152,976)
2024	(94,513)
2025	(125,559)
2026	-
Thereafter	-

**Actuarial assumptions**

For TRS, the actuarially determined contribution rates in the schedule of employer contributions are calculated as of June 30, three years prior to the end of the fiscal year in which contributions are reported (as of June 30, 2018 for the fiscal year 2021 contributions). The following actuarial methods and assumptions were used to determine contribution rates reported in the most recent year of that schedule:

Actuarial cost method	Entry Age
Amortization method	Level percentage of payroll, closed
Remaining amortization period	30 years that began fiscal year 2014
Asset valuation method	5-year smoothing market
Inflation	2.50%
Salary Increase	3.00-7.50%, including inflation
Investment rate of return	7.10%, net of pension plan investment expense, including inflation

**EMINENCE INDEPENDENT BOARD OF EDUCATION**  
**Notes to the Financial Statements**  
**Year Ended June 30, 2022**

**Note III – DETAILED NOTES ON ALL ACTIVITIES AND FUNDS (Continued)**

**Actuarial assumptions (Continued)**

For CERS, the actuarially determined contribution rates effective for fiscal year ending 2019 were calculated as of June 30, 2018. The following actuarial methods and assumptions were used:

Actuarial cost method	Entry Age Normal
Asset valuation method	20% of the difference between the market value of assets and the expected actuarial value of assets is recognized
Amortization method	Level Percent of Pay
Amortization period	30 years, closed
Payroll Growth Rate	2.00%
Investment return	6.25%
Inflation	2.30%
Salary increases	3.30%-10.30%, varies by service

For TRS, the mortality rates were based on the Pub2010 (Teachers Benefit-Weighted) Mortality Table projected generationally with MP-2020 with various set-forwards, set-backs, and adjustments for each of the groups; service, retirees, contingent annuitants, disabled retirees, and active members.

The actuarial assumptions used were based on the results of an actuarial experience study for the 5-year period ending June 30, 2020, adopted by the TRS Board of Trustees on September 20, 2021.

The long-term expected rate of return on pension plan investments was determined using a log-normal distribution analysis in which best-estimate ranges of expected future real rates of return (expected returns, net of pension plan investment expense and inflation) are developed for each major asset class. These ranges are combined to produce the long-term expected rate of return by weighting the expected future renewal rates of return by the target asset allocation percentage and by adding expected inflation.

The target asset allocation and best estimates of arithmetic real rates of return for each major asset class, as provided by TRS's investment consultant, are summarized in the following table:

Asset Class	Target Allocation	Long-Term Expected Real Rate of Return
Large Cap U.S. Equity	37.4%	4.2%
Small Cap U.S. Equity	2.6%	4.7%
Developed International Equity	16.5%	5.3%
Emerging Markets Equity	5.5%	5.4%
Fixed Income	15.0%	-0.1%
High Yield Bonds	2.0%	1.7%
Other Additional Categories	5.0%	2.2%
Real Estate	7.0%	4.0%
Private Equity	7.0%	6.9%
Cash	2.0%	-0.3%
Total	100.0%	



**EMINENCE INDEPENDENT BOARD OF EDUCATION**  
**Notes to the Financial Statements**  
**Year Ended June 30, 2022**

**Note III – DETAILED NOTES ON ALL ACTIVITIES AND FUNDS (Continued)**

**Actuarial assumptions (Continued)**

For CERS, system-specific mortality table based on mortality experience from 2012-2018, projected with the ultimate rates from MP-2014 mortality improvement scale using a based year of 2019.

The long-term expected rate of return was determined by using a building-block method in which best-estimate ranges of expected future real rate of returns are developed for each asset class. The ranges are combined by weighting the expected future real rate of return by the target asset allocation percentage. The target allocation and best estimates of arithmetic real rate of return for each major asset class are summarized in the tables below.

The target asset allocation and best estimates of arithmetic real rates of return for each major asset class, as provided by CERS’s investment consultant, are summarized in the following table:

Asset Class	Target Allocation	Long-Term Expected Real Rate of Return
<b>Growth</b>	<b>68.50%</b>	
US Equity	21.75%	5.70%
Non-US Equity	21.75%	6.35%
Private Equity	10.00%	9.70%
Specialty Credit/High Yield	15.00%	2.80%
<b>Liquidity</b>	<b>11.50%</b>	
Core Bonds	10.00%	0.00%
Cash	1.50%	-0.60%
<b>Diversifying Strategies</b>	<b>20.00%</b>	
Real Estate	10.00%	5.40%
Opportunistic	0.00%	NA
Real Return	10.00%	4.55%
Total	<u>100.00%</u>	

**Discount Rate**

For TRS, the discount rates used to measure the total pension liability was 7.10%. The projection of cash flows used to determine the discount rate assumed that plan member contributions will be made at the current contribution rates and the Employer contribution rates will be made at the Actuarially Determined Contribution rates for all fiscal years in the future. Based on those assumptions, the pension plan’s fiduciary net position was projected to be available to make all projected future benefit payments of current plan members. Therefore, the long term expected rate of return on pension plan investments was applied to all periods of project benefit payments to determine the total pension liability.

For CERS, a single discount rate of 6.25% was used to measure both the non-hazardous and hazardous system to measure the total pension liability for the fiscal year ending June 30, 2021. The single discount rate was based on the expected rate of return on pension plan investments for each system. Based on the stated assumptions and the projection of cash flows as of each fiscal year ending, the pension plan’s fiduciary net position and future contributions were projected to be sufficient to finance all the future benefit payments of the current plan members. Therefore, the long-term expected rate of return on pension plan investments was applied to all periods of the projected benefit payments to determine the total pension liability for each system. The projection of cash flows used to determine the single discount rate must include an assumption regarding actual employer contributions made each future year. The future contributions are projected assuming that each participating employer in the System contribute the actuarially determined employer contribution rate each future year calculated in accordance with the current funding policy.

**EMINENCE INDEPENDENT BOARD OF EDUCATION**  
**Notes to the Financial Statements**  
**Year Ended June 30, 2022**

**Note III – DETAILED NOTES ON ALL ACTIVITIES AND FUNDS (Continued)**

**Discount Rate (Continued)**

The following table presents the net pension liability of the District calculated using the discount rates selected by each pension system, as well as what the District’s net pension liability would be if it were calculated using a discount rate that is 1-percentage-point lower and 1-percentage-point higher than the current rate:

	1% Decrease	Current Discount Rate	1% Increase
TRS	6.10%	7.10%	8.10%
District's proportionate share of net pension liability	\$ -	\$ -	\$ -
CERS	5.25%	6.25%	7.25%
District's proportionate share of net pension liability	\$ 3,858,270	\$ 3,008,286	\$ 2,304,945

**Other postemployment benefit (OPEB) obligations**

The District’s employees are provided with two OPEB plans, based on each position’s college degree requirement. TRS covers positions requiring teaching certification or otherwise requiring a college degree. The CERS covers employees whose position does not require a college degree or teaching certification. Retired District employees receive some health care benefit depending on their length of service. In accordance with Kentucky Revised Statutes, these benefits are provided and advance funded on an actuarially determined basis through the TRS and CERS plans. The TRS publicly available financial report may be obtained from <https://trs.ky.gov/administration/financial-reports-information/>. CERS issues a publicly available financial report that can be obtained at <https://kyret.ky.gov/Employers/GASB/Pages/default.aspx>.

**TRS – OPEB**

The Commonwealth of Kentucky (State) reports a liability, deferred outflows of resources and deferred inflows of resources, and expenses as a result of the statutory requirement to contribute to the TRS Medical Insurance (Health Trust) and Life Insurance Plans (Life Trust). The following information is about the TRS plans:

**TRS Medical Insurance Fund (Health Trust)**

**Plan description**

In addition to the retirement annuity plan described previously, KRS 161.675 requires TRS to provide access to post-employment healthcare benefits for eligible employees and dependents. The TRS medical plan (Health Trust) is a cost-sharing multiple-employer defined benefit plan. The Health Trust is funded by employer and member contributions. Changes to the medical plan may be made by the TRS Board of Trustees, the Kentucky Department of Employee Insurance (KDEI), and the General Assembly.

The TRS medical plan is funded by employee contributions to an account established pursuant to 26 U.S.C. sec. 401(h). Additional funding is derived from the Kentucky Teacher’s’ Retirement System insurance trust fund that went into effect on July 1, 2010. The insurance trust fund provides a trust separate from the account established pursuant to 26 U.S.C. sec. 401(h). The insurance trust fund includes employer and retired member contribution required under KRS 161.550 and KRS 161.675(4)(b)

**Note III – DETAILED NOTES ON ALL ACTIVITIES AND FUNDS (Continued)**

**TRS Medical Insurance Fund (Health Trust) (Continued)**

**Benefits provided**

To be eligible for medical benefits through TRS, the member must have retired either for service or disability. The TRS medical plan offers coverage to members under the age of 65 through the Kentucky Employees Health Plan (KEHP) administered by the Kentucky Department of Employee Insurance. TRS retired members are given a supplement to be used for payment of their health insurance premium. The amount of the member's supplement is based on a contribution supplement table approved by the TRS Board of Trustees. The retired member pays premiums in excess of the monthly supplement. The Commonwealth of Kentucky bears risk for excess claims expenses that exceed the premium equivalents charged for the Kentucky Employees Health Plan. Once retired members and eligible spouses attain age 65 and are Medicare eligible, coverage is obtained through the TRS Medicare Eligible Health Plan. For 2022, TRS will contribute \$696.84 towards insurance costs, less the shared responsibility cost of \$148.50. Under-65 retirees who are not Medicare eligible and continue on the KEHP are responsible for the remaining costs left from the total premium costs.

**Contributions**

In order to fund the TRS post-retirement healthcare benefit, seven and one-half percent (7.5%) of the gross annual payroll of members is contributed. Three percent (3.00%) is paid by member contributions and three quarters percent (.75%) from state appropriation and three percent (3.00%) from the employer. The state contributes the net cost of health insurance premiums for members who retired on or after July 1, 2010 who are in the non-Medicare eligible group. Also, the premiums collected from retirees as described in the plan description and investment interest help meet the medical expenses of the plan.

**TRS Postemployment Life Insurance Benefits (Life Trust)**

**Plan description**

TRS administers the life insurance plan as provided by KRS 161.655 to eligible active and retired members. The TRS Life Insurance benefit is a cost-sharing multiple-employer defined benefit plan with a special funding situation. This benefit is financed by actuarially determined contributions from the 207 participating employers. Changes made to the life insurance plan may be made by the TRS Board of Trustees and the General Assembly.

**Benefits provided**

The benefit TRS provides is \$5,000 for members who are retired for service or disability, and \$2,000 for active contributing members. For members entering on or before January 1, 2022, the life insurance benefit is \$5,000 for a eligible active members.

**Contributions**

For TRS to fund the post-retirement life insurance benefit, the state contributes three hundredths of one percent (.03%) of the gross annual payroll of members.

**EMINENCE INDEPENDENT BOARD OF EDUCATION**  
**Notes to the Financial Statements**  
**Year Ended June 30, 2022**

---

**Note III – DETAILED NOTES ON ALL ACTIVITIES AND FUNDS (Continued)**

**CERS – OPEB**

**Plan description**

CERS health insurance benefits are subject to various participation dates to determine eligibility and health insurance contribution rates. For employees who initiated participation in the CERS system prior to July 1, 2003. KPPA pays a percentage of the monthly contribution rate for insurance covered based on the retired member’s years of service and type of service. Non-hazardous members receive a contribution subsidy for both the member and dependent coverage.

**Benefits provided**

Percentage of premium subsidies for CERS ranges from 0% for less than 4 years of service to 100% for 20 years or more service. For members who initiated participation in CERS system after July 1, 2003 until August 31, 2008, members must have 120 months of service in a state-administered retirement system to qualify for participation in the KPPA health plans.

Members who began participating with KPPA on or after September 1, 2008 must have 180 months of service upon retirement to participate in the KPPA health plans. Non-hazardous retiree receives \$10 toward the monthly premium for each full year of service.

**OPEB Liabilities, OPEB Expense, and Deferred Outflows of Resources and Deferred Inflows of Resources Related to OPEBs**

**Contributions**

CERS allocates a portion of the employer contributions to the health insurance benefit plan. For the 2020 measurement period, CERS allocated 6.21% of the 28.05% actuarially required contribution rate paid by employers for funding the healthcare benefit. In addition, 1% of the tier 2 and 3 employee contributions of 6% are allocated to the health insurance plan.

On June 30, 2021, the amount recognized by the District as its proportionate share of the net OPEB liability, the related Commonwealth support, and the total portion of the net OPEB liability with the District were as follows:

District's proportionate share of the net TRS OPEB MIF liability	\$ 1,448,000
District's proportionate share of the net CERS OPEB MIF liability	903,084
Total district proportionate share	<u>2,351,084</u>
Commonwealth's proportionate share of the net TRS OPEB - MIF liability associated with the District	<u>1,176,000</u>
	<u>\$ 3,527,084</u>

The net OPEB liability for each plan was measured as of June 30, 2021, and the total OPEB liability used to calculate the net OPEB liability was determined by an actuarial valuation as of June 30, 2020. For the year ended June 30, 2022, the District recognized OPEB expense of \$76,504 which is a \$73,884 increase in governmental funds and \$2,621 increase in proprietary funds. For the year ended June 30, 2022, based on actuarial valuation, the district recognized on the statement of activities adjusted total net OPEB expense of \$(82,908) (decrease of \$97,414 in governmental funds and an increase of \$6,615 in the business type activity funds).

**EMINENCE INDEPENDENT BOARD OF EDUCATION**  
**Notes to the Financial Statements**  
**Year Ended June 30, 2022**

**Note III – DETAILED NOTES ON ALL ACTIVITIES AND FUNDS (Continued)**

**OPEB Liabilities, OPEB Expense, and Deferred Outflows of Resources and Deferred Inflows of Resources Related to OPEBs (Continued)**

**Contributions (Continued)**

On June 30, 2021, the District reported deferred outflows of resources and deferred inflows of resources related to OPEB from the followings sources:

	Deferred Outflows of Resources	Deferred Inflows of Resources
Differences between expected and actual experience	\$ 142,010	\$ 1,130,631
Changes of assumptions	618,425	840
Net difference between project and actual earnings on OPEB plan investments	45,500	341,775
Changes in proportion and difference between District contributions and proportionate share of contributions	286,868	47,261
District contributions subsequent to the measurement date	196,656	-
<b>Total</b>	<b>\$ 1,289,459</b>	<b>\$ 1,520,507</b>

Of the total amount reported as deferred outflows of resources related to OPEB, \$196,656 resulting from District contributions subsequent to the measurement date and before the end of the fiscal year will be included as a reduction of the collective net OPEB liability in the Year Ended June 30, 2022. Other amounts reported as deferred outflows of resources and deferred inflows of resources related to OPEB will be recognized in the District’s OPEB expense as follows:

Year ending June 30:	TRS	CERS
2021	\$ (101,000)	50,472
2022	(102,000)	28,934
2023	(107,000)	3,343
2024	(117,000)	(63,453)
2025	(24,000)	-
Thereafter	4,000	-

**Actuarial assumptions for TRS are as follows:**

Inflation	2.50%
Real wage growth	0.25%
Wage inflation	2.75%
Salary increases, including wage inflation	3.00%-7.50%
Long-term Investment Rate of Return, net of OPEB plan investment expense, including inflation	
Health Trust	7.10%
Life Trust	7.10%

**EMINENCE INDEPENDENT BOARD OF EDUCATION**  
**Notes to the Financial Statements**  
**Year Ended June 30, 2022**

---

**Note III – DETAILED NOTES ON ALL ACTIVITIES AND FUNDS (Continued)**

**Actuarial assumptions for TRS are as follows: (Continued)**

Single Equivalent Interest Rate,  
Net of OPEB plan investment  
Expense, including price  
Inflation

Heath Trust	7.10%
Life Trust	7.10%

Health Trust Cost Trends

Under Age 65	7.00% for FYE 2021 decreasing to an ultimate rate of 4.50% by FYE 2031
Ages 65 and Older	5.00% for FYE 2022 decreasing to an ultimate rate of 4.50% by FYE 2024
Medicare Part B Premiums	4.40% for FYE 2021 with an ultimate rate of 4.50% by 2034

**Actuarial assumptions for CERS are as follows:**

Inflation	2.30%
Payroll growth	2.00%
Salary increases, including	3.30% to 10.30%, varies by service
Investment Return	6.25%

**Mortality Rates**

For TRS, mortality rates were based on the Pub2010 (Teachers Benefit-Weighted) Mortality Table projected generationally with MP-2020 with various set-forwards, set-backs, and adjustments for each of the groups; service, retirees, contingent annuitants, disable retirees, and active members.

For CERS, mortality rates were based on system-specific mortality table based on mortality experience from 2013-2018 projected with the ultimate rates from MP-2014 mortality improvement scale using a base year of 2019.

**Rate of Return**

For TRS, the long-term expected rate of return on Health Trust and Life Trust investments was determined using a log-normal distribution analysis in which best-estimate ranges of expected future real rates of return (expected returns, net of pension plan investment expense and inflation) are developed for each major asset class. These ranges are combined to produce the long-term expected rate of return by weighting the expected future real rates of return by the target asset allocation percentage and by adding expected inflation.

The target allocation and best estimates of arithmetic real rates of return for each major asset class, as provided by TRS's investment consultant, are summarized in the following table:

EMINENCE INDEPENDENT BOARD OF EDUCATION  
Notes to the Financial Statements  
Year Ended June 30, 2022

Note III – DETAILED NOTES ON ALL ACTIVITIES AND FUNDS (Continued)

Rate of Return (Continued)

<u>Asset Class</u>	<b>MIF Target Allocation</b>	<b>30-Year Expected Geometric Real Rate of</b>
Global Equity	58.00%	5.10%
Fixed Income	9.00%	-0.10%
Real Estate	6.50%	4.00%
Private Equity	8.50%	6.90%
High Yield	8.00%	1.70%
Other Additional Categories	9.00%	2.00%
Cash (LIBOR)	1.00%	-0.30%
Total	<u>100.0%</u>	

<u>Asset Class</u>	<b>LIF* Target Allocation</b>	<b>30-Year Expected Geometric Real Rate of</b>
U.S. Equity	40.00%	4.40%
International Equity	23.00%	5.60%
Fixed Income	18.00%	-0.10%
Real Estate	6.00%	4.00%
Private Equity	5.00%	6.90%
Other Additional Categories	6.00%	2.10%
Cash (LIBOR)	2.00%	-0.30%
Total	<u>100.00%</u>	

For CERS, the long-term expected rate of return on OPEB investments was determined by using a building block method in which best estimate ranges of expected future real rates of returns are developed for each asset class. The ranges are combined by weighting the expected future real rate of estimates of arithmetic real rate of return for each major asset class is summarized in the table below. The current long-term inflation assumption is 2.30% per annum.

The target allocation and best estimates of arithmetic real rates of return for each major asset class, are summarized in the following table:

<u>Asset Class</u>	<b>Target Allocation</b>	<b>Long-term Expected Real Rate of Return</b>
<b>Growth</b>	<b>68.50%</b>	
US Equity	21.75%	5.70%
Non-US Equity	21.75%	6.35%
Private Equity	10.00%	9.70%
Specialty Credit/High Yield	15.00%	2.80%
<b>Liquidity</b>	<b>11.50%</b>	
Core Bonds	10.00%	0.00%
Cash	1.50%	-0.60%
<b>Diversifying Strategies</b>	<b>20.00%</b>	
Real Estate	10.00%	5.40%
Opportunistic	0.00%	NA
Real Return	10.00%	4.55%
	<u>100.00%</u>	

**EMINENCE INDEPENDENT BOARD OF EDUCATION**  
**Notes to the Financial Statements**  
**Year Ended June 30, 2022**

---

**Note III – DETAILED NOTES ON ALL ACTIVITIES AND FUNDS (Continued)**

**Discount Rate**

For TRS, the discount rate used to measure the TOL at June 30, 2021 was 7.10% for the Health Trust.

The projection of cash flows used to determine the discount rate was performed in accordance with GASB 74. The projection's basis was an actuarial valuation performed as of June 30, 2020. In addition to the actuarial methods and assumptions of the June 30, 2020 actuarial valuation, the following actuarial methods and assumptions were used into project of cash flows.

- Total payroll for the initial projection year consists of the payroll of the active membership present on the Valuation Date. In subsequent projection years, total payroll was assumed to increase annually at a rate of 2.75%.
- The pre-65 retiree health care costs for members retired on or after July 1, 2010 were assumed to be paid by either the State or the retirees themselves.
- As administrative expenses, other than the administrative fee of \$8.00 PM paid to KEHP by TRS were assumed to be paid in all years by the employers as they come due, they were not considered.
- Cash flows occur mid-year.
- Future contributions to the Health Trust were based upon the contribution rates defined in statute and the projected payroll of active employees. Per KRS 161.540(1).3 and 161.550(5), when the Health Trust achieves a sufficient prefunded status, as determined by the retirement system's actuary, the following Health Trust statutory contributions re to be decreased, suspended or eliminated:
  - Employee contributions
  - School District/University Contributions
  - State Contributions for KEHP Premium subsidies payable to retirees who retire after June 30, 2010

To reflect these adjustments, open group projections were used and assumed an equal, pro rata reduction to the current statutory amounts I the years if/when the Health Trust is projected to achieve a Funded Ratio of 100% or more. Here, the current statutory amounts are adjusted to achieve total contributions equal to the Actuarially Determined Contribution (ADC), as determined by the prior year's valuation and in accordance with the Health Trust's funding policy. As the specific methodology to be used for the adjustments has yet to be determined, there may be differences between the projected results and future experience. This may also include any changes to retiree contributions for KEHP coverage pursuant to KRS 161.674(4)(b).

- In developing the adjustments to the statutory contributions in future years, the following was assumed:
  - Liabilities and cash flows are net of expected retiree contributions and an implicit subsidy attributable to coverage while participating in KEHP.
  - For the purpose of developing estimates for new entrants, active headcounts were assumed to remain flat for all future years.

Based on these assumptions, the Health Trust's FNP was not projected to be depleted.

**Life Trust Discount rate.**

The discount rate used to measure the TOL as of the Measurement Date was 7.10%. The projection of cash flows used to determine the discount rates was performed in accordance with GASB 74. The projection's basis was an actuarial valuation performed as of June 30, 2020. In addition to the Actuarial methods and assumptions of the June 30, 2020 actuarial valuation, the following actuarial methods and assumptions were used in the projection of the Life Trust's cash flows:



**EMINENCE INDEPENDENT BOARD OF EDUCATION**  
**Notes to the Financial Statements**  
**Year Ended June 30, 2022**

---

**Note III – DETAILED NOTES ON ALL ACTIVITIES AND FUNDS (Continued)**

**Life Trust Discount rate. (Continued)**

The discount rate used to measure the TOL as of the Measurement Date was 7.10%. The projection of cash flows used to determine the discount rates was performed in accordance with GASB 74. The projection's basis was an actuarial valuation performed as of June 30, 2020. In addition to the Actuarial methods and assumptions of the June 30, 2020 actuarial valuation, the following actuarial methods and assumptions were used in the projection of the Life Trust's cash flows:

Total payroll for the initial projection year consists of the payroll of the active membership present on the Valuation Date. In subsequent projection years, total payroll was assumed to increase annually at a rate of 2.75%

- The employer will contribute the Actuarially Determined Contribution (ADC) in accordance with the Life Trust's funding policy determined by a valuation performed on a date two years prior to the beginning of the fiscal year in which the ADC applies.
- As administrative expenses were assumed to be paid in all year by the employer as they come due, they were not considered.
- Active employees do not contribute to the plan.
- Cash flows occurred mid-year.

Based on the assumptions, the Life Trust's FNP was not projected to be depleted.

**Long-term rate of return**

The long-term expected rate of return on OPEB plan investments was determined based on the allocation of assets by asset class and by the mean and variance of real returns.

**Municipal bond rate**

The discount rate determination will use a municipal bond rate to the extent the trust is projected to run out of money before all benefits are paid. The rate used, if necessary, for this purpose is the monthly average of the Bond Buyers General Obligation 20-year Municipal Bond Index Rate.

Periods of projected benefit payments for all current plan members were projected through 2119.

**CERS**

Single discount rates of 5.20% for the CERS non-hazardous system were used to measure the total OPEB liability as of June 30, 2021. The single discount rates are based on the expected rate of return on OPEB plan investments of 6.25% and a municipal bond rate of 1.92%, as reported in Fidelity Index's "20-Year Municipal GO AA Index" as of June 30, 2021. Based on the stated assumptions and the projection of cash flows as of each fiscal year ending, the plan's fiduciary net position and future contributions were projected to be sufficient to finance the future benefit payments of the current plan members. There, the long-term expected rate of return on insurance plan investments was applied to all periods of the projected benefit payments paid from the retirement system. However, the cost associated with the implicit employer subsidy is not currently being included in the calculation of the System's actuarially determined contributions, and it is our understanding that any cost associated with the implicit subsidy will not be paid out of the System's trust. Therefore, the municipal bond rate was applied to future expected benefit payments associated with the implicitly subsidy.

**EMINENCE INDEPENDENT BOARD OF EDUCATION**  
**Notes to the Financial Statements**  
**Year Ended June 30, 2022**

**Note III – DETAILED NOTES ON ALL ACTIVITIES AND FUNDS (Continued)**

**CERS (Continued)**

The projection of cash flows used to determine the single discount rate must include an assumption regarding actual employer contributions made each future year. Future contributions are projected assuming that each participating employer in each insurance plan contributes the actuarially determined employer contribution each future year calculated in accordance with the current funding policy, as most recently revised by House Bill 8, passed during the 2021 legislative session. The assumed future employer contributions reflect the provision of House Bill 362 (passed during the 2018 legislative session) which limit the increases to the employer contribution rates to 12% over the prior fiscal year through June 30, 2028.

**Risk management**

This District is exposed to various risks of loss related to forms of loss of assets associated with the risks of fire, personal liability, theft, vehicular accident, errors and omissions, fiduciary responsibility, illegal acts, etc. Each of these risk areas is covered through the purchase of commercial insurance. The District has purchased certain policies, which are retrospectively rated and includes Workers' Compensation insurance.

**Long-Term Debt**

**Capital Lease Obligations**

The District is the lessee of buses under capital leases expiring in various years through 2031. The assets and liabilities under capital leases are recorded at the present value of the minimum lease payments or the fair value of the asset. The assets are amortized over their estimated productive lives. Amortization of assets under capital leases is included in depreciation expense for fiscal year 2022.

The following is a schedule by years of the future principal payments under capital leases as of June 30, 2022:

Issue	Maturity Date	Interest Rates	Original Principal Amount	Principal Outstanding at June 30, 2021	Debt Issued	Debt Paid	Principal Outstanding at June 30, 2022	Due Within One Year
2014 KISTA Lease	03/01/24	2.00% - 3.00%	\$ 115,047	\$ 33,206	\$ -	\$ 12,075	\$ 21,131	\$ 10,398
2016 KISTA Lease	03/01/26	2.00% - 3.00%	119,889	58,883	-	12,084	46,799	12,341
2018 KISTA Lease	03/01/28	2.00% - 3.00%	110,509	76,461	-	10,575	65,886	10,870
2019 KISTA Lease	03/01/29	3.00%	122,173	95,904	-	11,704	84,200	12,034
2021 KISTA Lease	03/01/31	1.25% - 1.500%	118,572	118,572	-	13,145	105,427	13,145
Totals			\$ 586,190	\$ 383,026	\$ -	\$ 59,583	\$ 323,443	\$ 58,788

Interest rates on capitalized leases vary from 1.25% to 3.00%. The capital leases provide for the buses to revert to the District at the end of the respective lease with no further payment for purchase.

Fiscal Year Ending	Principal	Interest	Total
2023	\$ 58,788	\$ 7,601	\$ 66,389
2024	58,576	6,186	64,762
2025	46,754	4,726	51,480
2026	47,935	3,583	51,518
2027	35,554	2,394	37,948
2028-2031	75,836	2,773	78,609
Totals	\$ 323,443	\$ 27,263	\$ 350,706
Total minimum lease payments			\$ 350,706
Less: amount representing interest			27,263
Present value of net minimum lease payments			\$ 323,443

**EMINENCE INDEPENDENT BOARD OF EDUCATION**  
**Notes to the Financial Statements**  
**Year Ended June 30, 2022**

**Note III – DETAILED NOTES ON ALL ACTIVITIES AND FUNDS (Continued)**

**Long-Term Debt (Continued)**

**Bonds**

The Kentucky School Facility Construction Commission was created by the Kentucky General Assembly for the purpose of assisting local school Districts in meeting the school construction needs. Through a “participation agreement” with the District the Commission agreed to pay annual debt service requirements on behalf of the District.

The bonds may be called prior to maturity at dates and redemption premiums specified in each issue. Assuming no issues are called prior to maturity, the minimum obligation of the District, including amounts to be paid by the Commission, on June 30, 2022 for debt service are as follows:

Fiscal Year Ending	District		Kentucky School Facility		Total	
	Principal	Interest	Principal	Interest	Principal	Interest
2023	\$ 404,948	\$ 323,078	\$ 121,052	\$ 30,651	\$ 526,000	\$ 353,729
2024	411,929	314,489	123,071	28,705	535,000	343,194
2025	418,317	302,216	125,683	26,256	544,000	328,472
2026	429,597	289,941	128,403	23,681	558,000	313,622
2027	440,810	277,303	131,190	21,149	572,000	298,452
2028	451,909	264,329	134,091	18,515	586,000	282,844
2029	467,892	251,022	136,108	15,782	604,000	266,804
2030	483,654	237,260	139,346	12,917	623,000	250,177
2031	496,034	223,025	115,966	10,207	612,000	233,232
2032	511,257	208,419	98,743	7,656	610,000	216,075
2033	525,521	193,382	94,479	5,293	620,000	198,675
2034	541,466	177,334	48,534	3,191	590,000	180,525
2035	558,488	160,788	51,512	1,674	610,000	162,462
2036	575,000	143,125	-	-	575,000	143,125
2037	590,000	128,750	-	-	590,000	128,750
2038	605,000	114,000	-	-	605,000	114,000
2039	620,000	98,875	-	-	620,000	98,875
2040	635,000	83,375	-	-	635,000	83,375
2041	650,000	67,500	-	-	650,000	67,500
2042	665,000	51,250	-	-	665,000	51,250
2043	685,000	34,625	-	-	685,000	34,625
2044	700,000	17,500	-	-	700,000	17,500
Totals	<u>\$ 11,866,822</u>	<u>\$ 3,961,586</u>	<u>\$ 1,448,178</u>	<u>\$ 205,677</u>	<u>\$ 13,315,000</u>	<u>\$ 4,167,263</u>

**EMINENCE INDEPENDENT BOARD OF EDUCATION**  
**Notes to the Financial Statements**  
**Year Ended June 30, 2022**

**Note III – DETAILED NOTES ON ALL ACTIVITIES AND FUNDS (Continued)**

**Long-Term Debt (Continued)**

A summary of changes in long-term liabilities for the year ended June 30, 2022, is as follows:

	Interest Rates	Maturity Date	Original Issue	Beginning Balance	Increases	Decreases	Ending Balance	Due within one year
<b>Governmental Activities:</b>								
<b>Revenue Bonds:</b>								
Series 2012	2.00%	11/1/2032	\$ 820,000	\$ 520,000	\$ -	\$ 40,000	\$ 480,000	\$ 40,000
Series 2015	2.00 - 3.25%	2/1/2035	7,820,000	6,380,000	-	380,000	6,000,000	385,000
Series 2020	2.50%	2/1/2044	6,530,000	6,480,000	-	45,000	6,435,000	50,000
<b>Refunding Revenue Bonds:</b>								
Series 2005	2.25 - 4.00%	5/1/2024	910,000	30,000	-	10,000	20,000	10,000
Series 2020	0.85 - 1.20%	8/1/2030	440,000	422,000	-	42,000	380,000	41,000
			<u>\$ 16,520,000</u>	<u>\$ 13,832,000</u>	<u>\$ -</u>	<u>\$ 517,000</u>	<u>\$ 13,315,000</u>	<u>\$ 526,000</u>
<b>Other Liabilities</b>								
Capital Lease				\$ 383,026	\$ -	\$ 59,583	\$ 323,443	\$ 58,788
Sick Leave				55,701	-	785	54,916	10,911
Pension Liability				3,720,969	-	815,728	2,905,241	-
OPEB Liability				2,799,792	-	529,241	2,270,551	-
Total Other Liabilities				<u>6,959,488</u>	<u>-</u>	<u>1,405,337</u>	<u>5,554,151</u>	<u>69,699</u>
Total Governmental Activities Liabilities				<u>\$ 20,791,488</u>	<u>\$ -</u>	<u>\$ 1,922,337</u>	<u>\$ 18,869,151</u>	<u>\$ 595,699</u>

**Interfund transfers**

Interfund transfers are used to fund operations in the various accounts. The composition of interfund transfers as of June 30, 2022 is as follows:

	Transfers In From Other Funds	Transfers Out To Other Funds
General Fund	\$ 212,956	\$ 18,823
Special Revenue Fund	20,496	497,262
District Activity Fund	48,846	-
Student Activity Fund	262	85,420
Capital Outlay Fund	-	83,177
Building Fund	-	839,614
Construction	694,451	-
Debt Service Fund	552,890	-
Day Care Fund	-	5,605
	<u>\$ 1,529,901</u>	<u>\$ 1,529,901</u>

Transfers were made between funds to cover indirect costs, student activities, construction projects and debt service payments.

**EMINENCE INDEPENDENT BOARD OF EDUCATION**  
**Notes to the Financial Statements**  
**Year Ended June 30, 2022**

---

**Note III – DETAILED NOTES ON ALL ACTIVITIES AND FUNDS (Continued)**

**On-Behalf payments**

The Commonwealth of Kentucky makes payments on-behalf of the District for the employer’s portion of health benefits, teacher’s retirement, technology, and debt service.

Kentucky Teachers Retirement System	\$ 1,432,623
Health, Life, Vision & Dental Insurance	869,040
Technology	70,144
Debt Service	151,746
Total On-Behalf	<u>\$ 2,523,553</u>

**Subsequent Event**

On July 1<sup>st</sup>, 2022 the District issued \$3,545,000 in bonds to finance HVAC replacement and roof renovations at the Middle and High Schools and renovations the athletic facilities. The bonds are for 10 years with interest rates ranging from 3.00% to 3.75%. Interest on the bonds will be payable each February 1 and August 1, beginning February 1, 2023. Principal payments are due each August 1, beginning August 1, 2023 and ending August 1, 2032.

**New Pronouncements**

The GASB has issued several reporting standards that will become effective for fiscal year 2022 and later years’ financial statements.

GASB Statement No. 96, Subscription-Based Information Technology Arrangements provides guidance on the accounting and financial reporting for subscription-based technology arrangements (SBITA). The statement defines SBITA; (2) establishes that a SBITA results in a right-to-use subscription assets-an intangible asset-and a corresponding subscription liability; (3) provides the capitalization criteria for outlays other than subscription payments, including implementation costs of a SBITA; and (4) requires note disclosures regarding a SBITA.

GASB Statement No. 100, Accounting Changes and Error Corrections – an amendment of GASB Statement No. 62-the primary objective of this Statement is to enhance accounting and financial reporting requirements for accounting changes and error corrections to provide more understandable, reliable, relevant, consistent, and comparable information for making decisions or assessing accountability.

GASB Statement No. 101, Compensated Absences – the objective of this Statement is to better meet the information needs of financial statement users by updating the recognition and measurement guidance for compensated absences. The objective is achieved by aligning the recognition and measurement guidance under a unified model and by amending certain previously required disclosures.

The District is currently evaluating the impact that will result from adopting these GASB standards and is therefore unable to disclose the impact that adopting these standards will have on the District’s financial position and the results of its operations when the standards are adopted.

**Eminence Independent School District  
REQUIRED SUPPLEMENTARY INFORMATION**

**Schedule of the District's Proportionate Share of Net Pension Liability – TRS and CERS  
For the Year Ended June 30, 2022**

	Reporting Fiscal Year (Measurement Date) 2022 (2021)	Reporting Fiscal Year (Measurement Date) 2021 (2020)	Reporting Fiscal Year (Measurement Date) 2020 (2019)	Reporting Fiscal Year (Measurement Date) 2019 (2018)	Reporting Fiscal Year (Measurement Date) 2018 (2017)	Reporting Fiscal Year (Measurement Date) 2017 (2016)	Reporting Fiscal Year (Measurement Date) 2016 (2015)	Reporting Fiscal Year (Measurement Date) 2015 (2014)
<b>Teacher's Retirement System of the State of Kentucky (TRS)</b>								
District's proportion of the net pension liability	0.0000%	0.0000%	0.0000%	0.0000%	0.0000%	0.0000%	0.0000%	0.0000%
District's proportionate share of the net pension liability	-	-	-	-	-	-	-	-
State's proportionate share of pension liability associated with the District	\$ 16,698,431	\$ 17,909,251	\$ 17,154,752	\$ 15,845,098	\$ 29,858,565	\$ 31,556,265	\$ 21,892,700	\$ 17,153,719
<b>Total</b>	<b>\$ 16,698,431</b>	<b>\$ 17,909,251</b>	<b>\$ 17,154,752</b>	<b>\$ 15,845,098</b>	<b>\$ 29,858,565</b>	<b>\$ 31,556,265</b>	<b>\$ 21,892,700</b>	<b>\$ 17,153,719</b>
District's covered-employee payroll	\$ 4,005,128	\$ 4,182,798	\$ 4,073,575	\$ 3,981,372	\$ 3,819,377	\$ 3,497,802	\$ 3,325,563	\$ 2,883,305
District's proportionate share of the net pension liability as a percentage of its covered-employee payroll	0.0000%	0.0000%	0.0000%	0.0000%	0.0000%	0.0000%	0.0000%	0.0000%
Plan fiduciary net position as a percentage of the total pension liability	65.59%	58.27%	58.80%	59.30%	39.80%	35.22%	42.49%	45.59%
<b>County Employee Retirement System (CERS)</b>								
District's proportion of the net pension liability	0.500046%	0.050046%	0.484670%	0.047482%	0.03494%	0.31281%	0.287200%	0.030770%
District's proportionate share of the net pension liability	\$ 3,008,286	\$ 3,838,487	\$ 3,408,706	\$ 2,891,799	\$ 2,044,970	\$ 1,540,173	\$ 1,234,818	\$ 998,000
State's proportionate share of the net pension liability	-	-	-	-	-	-	-	-
<b>Total</b>	<b>\$ 3,008,286</b>	<b>\$ 3,838,487</b>	<b>\$ 3,408,706</b>	<b>\$ 2,891,799</b>	<b>\$ 2,044,970</b>	<b>\$ 1,540,173</b>	<b>\$ 1,234,818</b>	<b>\$ 998,000</b>
District's covered-employee payroll	\$ 1,310,411	\$ 1,009,351	\$ 1,281,276	\$ 1,888,537	\$ 1,253,137	\$ 902,079	\$ 793,144	\$ 704,032
District's proportionate share of the net pension liability as a percentage of its covered-employee payroll	229.57%	380.29%	266.04%	153.12%	163.19%	170.74%	155.69%	141.75%
Plan fiduciary net position as a percentage of the total pension liability	57.33%	58.27%	50.45%	53.54%	53.30%	59.00%	59.97%	66.80%

Note: Schedule is intended to show information for the last 10 fiscal years. Additional years will be displayed as they become available. Amounts presented for each fiscal year is determined as of June 30.

See the accompanying notes to the required supplementary information.

Eminence Independent School District  
REQUIRED SUPPLEMENTARY INFORMATION

Schedule of Contributions CERS and TRS - Pension  
For the Year Ended June 30, 2022

	2022	2021	2020	2019	2018	2017	2016	2015
<b>Teacher's Retirement System of the State of Kentucky (TRS)</b>								
Contractually required contribution	\$ -	\$ -	\$ -	\$ -	\$ -	\$ -	\$ -	\$ -
Contributions in relation to the contractually required contribution	-	-	-	-	-	-	-	-
Contribution deficiency (excess)	<u>\$ -</u>	<u>\$ -</u>	<u>\$ -</u>	<u>\$ -</u>	<u>\$ -</u>	<u>\$ -</u>	<u>\$ -</u>	<u>\$ -</u>
District's covered-employee payroll	\$ 4,005,128	\$ 4,182,798	\$ 4,073,575	\$ 3,981,372	\$ 3,819,377	\$ 3,497,802	\$ 3,325,563	\$ 2,883,305
District's contributions as a percentage of its covered-employee payroll	0.00%	0.00%	0.00%	0.00%	0.00%	0.00%	0.00%	0.00%
<b>County Employee Retirement System (CERS)</b>								
Contractually required contribution	\$ 280,206	\$ 229,514	\$ 307,986	\$ 269,266	\$ 240,352	\$ 268,508	\$ 135,310	\$ 123,703
Contributions in relation to the contractually required contribution	<u>280,206</u>	<u>229,514</u>	<u>307,986</u>	<u>269,266</u>	<u>240,352</u>	<u>268,508</u>	<u>135,310</u>	<u>123,703</u>
Contribution deficiency (excess)	<u>\$ -</u>	<u>\$ -</u>	<u>\$ -</u>	<u>\$ -</u>	<u>\$ -</u>	<u>\$ -</u>	<u>\$ -</u>	<u>\$ -</u>
District's covered-employee payroll	\$ 1,310,411	\$ 1,009,351	\$ 1,281,276	\$ 1,888,537	\$ 1,253,137	\$ 902,079	\$ 793,144	\$ 704,032
District's contributions as a percentage of its covered-employee payroll	21.38%	22.74%	24.04%	14.26%	19.18%	29.77%	17.06%	17.57%

Note: Schedule is intended to show information for the last 10 fiscal years. Additional years will be displayed as they become available. Amounts presented for each fiscal year is determined as of June 30.

See the accompanying notes to the required supplementary information.

Eminence Independent School District  
REQUIRED SUPPLEMENTARY INFORMATION

Notes to Required Supplementary Information – Pension  
For the Year Ended June 30, 2022

TRS

Changes of benefit terms

None

Changes of assumptions

The assumption changes adopted by the Board on September 20, 2021, are summarized below:

- Prince Inflation assumed rate changed from 3.00% to 2.50%,
- Wage Inflation assumed rate changed from 3.50% to 2.75%,
- Assumed investment rate of return changed from 7.50% to 7.10%,
- Assumed Salary Scale changed to a service-based table and adjusted to reflect a decrease of 0.25% in merit and promotion of all ages,
- An administrative expense load of 0.32% of payroll has been added to the normal cost rate,
- Assumed rate of mortality have been revised to the Pub-2010 (Teachers Benefit-Weighted) Mortality Table projected generationally with the MP-2020 improvement scale with various set-forwards, set-backs, and adjustments, and
- Assumed rate of withdrawal, disability, and retirement have been adjusted to reflect experience more closely.
- Increased load for unused sick leave from 2.0% to 3.0% for all activity liability at the time of retirement.

CERS

There have been no actuarial assumption or method changes since June 30, 2020. Senate Bill 169 passed during the 2021 legislative session and increased the disability benefits for certain qualifying members who become “totally and permanently disabled” in the line of duty or as a result of a duty-related disability. The total pension liability as of June 30, 2021 is determined using these updated benefit provisions. There were no other material plan provision changes.



Eminence Independent School District  
REQUIRED SUPPLEMENTARY INFORMATION

Schedule of the District's Proportionate Share of the Net OPEB Liability Medical & Life Insurance Plans - TRS – OPEB  
For the Year Ended June 30, 2022

	Reporting Fiscal Year (Measureme nt Date) 2022 (2021)	Reporting Fiscal Year (Measureme nt Date) 2021 (2020)	Reporting Fiscal Year (Measureme nt Date) 2020 (2019)	Reporting Fiscal Year (Measureme nt Date) 2019 (2018)	Reporting Fiscal Year (Measureme nt Date) 2018 (2017)
<b>MEDICAL INSURANCE PLAN</b>					
District's proportion of the collective OPEB liability	0.067499%	0.066577%	0.656580%	0.610000%	0.057000%
District's proportionate share of the collective net OPEB liability	\$ 1,448,000	\$ 1,680,000	\$ 1,922,000	\$ 2,131,000	\$ 2,047,000
State's proportionate share of the collective net OPEB liability associated with the District	1,176,000	1,346,000	1,552,000	1,837,000	1,672,000
Total	<u>\$ 2,624,000</u>	<u>\$ 3,026,000</u>	<u>\$ 3,474,000</u>	<u>\$ 3,968,000</u>	<u>\$ 3,719,000</u>
District's covered-employee payroll	\$ 4,005,128	\$ 4,182,798	\$ 4,073,575	3,981,372	\$ 3,819,377
District's proportionate share of the collective net OPEB liability as a percentage of its covered-employee payroll	36.15%	40.16%	47.18%	53.52%	53.60%
Plan fiduciary net position as a percentage of the total OPEB	51.74%	39.05%	32.58%	25.50%	21.20%
<b>LIFE INSURANCE PLAN</b>					
District's proportion of the collective OPEB liability	0.000000%	0.000000%	0.000000%	0.000000%	0.000000%
District's proportionate share of the collective net OPEB liability	\$ -	\$ -	\$ -	\$ -	\$ -
State's proportionate share of the collective net OPEB liability associated with the District	16,000	41,000	36,000	32,000	51,000
Total	<u>\$ 16,000</u>	<u>\$ 41,000</u>	<u>\$ 36,000</u>	<u>\$ 32,000</u>	<u>\$ 51,000</u>
District's covered-employee payroll	\$ 4,005,128	\$ 4,182,798	\$ 4,073,575	\$ 3,981,372	\$ 3,819,377
District's proportionate share of the collective net OPEB liability as a percentage of its covered-employee payroll	0.00%	0.00%	0.00%	0.00%	0.00%
Plan fiduciary net position as a percentage of the total OPEB	89.15%	71.57%	73.40%	75.00%	80.00%

Note: Schedule is intended to show information for the last 10 fiscal years. Additional years will be displayed as they become available. Amounts presented for each fiscal year is determined as of June 30.

See the accompanying notes to the required supplementary information.

Eminence Independent School District  
REQUIRED SUPPLEMENTARY INFORMATION

Schedule of the Contributions - TRS – OPEB  
For the Year Ended June 30, 2022

	2022	2021	2020	2019	2018
<b>MEDICAL INSURANCE PLAN</b>					
Contractually required contribution	\$ 120,152	\$ 119,811	\$ 122,207	\$ 119,441	\$ 114,581
Contributions in relation to the contractually required contribution	<u>120,152</u>	<u>119,811</u>	<u>122,207</u>	<u>119,441</u>	<u>114,581</u>
Contribution deficiency (excess)	<u>\$ -</u>	<u>\$ -</u>	<u>\$ -</u>	<u>\$ -</u>	<u>\$ -</u>
District's covered-employee payroll	\$ 4,005,128	\$ 4,182,798	\$ 4,073,575	\$ 3,981,372	\$ 3,819,377
District's contributions as a percentage of it's covered-employee payroll	3.00%	2.86%	3.00%	3.00%	3.00%
<b>LIFE INSURANCE PLAN</b>					
Contractually required contribution	\$ -	\$ -	\$ -	\$ -	\$ -
Contributions in relation to the contractually required contribution	<u>-</u>	<u>-</u>	<u>-</u>	<u>-</u>	<u>-</u>
Contribution deficiency (excess)	<u>\$ -</u>	<u>\$ -</u>	<u>\$ -</u>	<u>\$ -</u>	<u>\$ -</u>
District's covered-employee payroll	\$ 4,005,128	\$ 4,182,798	\$ 4,073,575	\$ 3,981,372	\$ 3,819,377
District's contributions as a percentage of it's covered-employee payroll	0.00%	0.00%	0.00%	0.00%	0.00%

Note: Schedule is intended to show information for the last 10 fiscal years. Additional years will be displayed as they become available. Amounts presented for each fiscal year is determined as of June 30.

See the accompanying notes to the required supplementary information.

Eminence Independent School District  
REQUIRED SUPPLEMENTARY INFORMATION

Schedule of District's Proportionate Share of the Net OPEB Liability – CERS  
For the Year Ended June 30, 2022

	Reporting Fiscal Year (Measureme nt Date) 2022 (2021)	Reporting Fiscal Year (Measureme nt Date) 2021 (2020)	Reporting Fiscal Year (Measureme nt Date) 2020 (2019)	Reporting Fiscal Year (Measureme nt Date) 2019 (2018)	Reporting Fiscal Year (Measureme nt Date) 2018 (2017)
<b>HEALTH INSURANCE PLAN</b>					
District's proportion of the collective OPEB liability	0.047172%	0.050036%	0.048450%	0.047480%	0.349370%
District's proportionate share of the collective net OPEB liabi	\$ 903,084	\$ 1,208,217	\$ 9,121,662	\$ 9,578,954	\$ 10,649,264
State's proportionate share of the collective net OPEB liability associated with the District	-	-	-	-	-
Total	<u>\$ 903,084</u>	<u>\$ 1,208,217</u>	<u>\$ 9,121,662</u>	<u>\$ 9,578,954</u>	<u>\$ 10,649,264</u>
District's covered-employee payroll	1,310,411	1,009,351	1,281,276	1,888,537	\$ 1,253,137
District's proportionate share of the collective net OPEB liability as a percentage of its covered-employee payroll	68.92%	119.70%	711.92%	507.22%	849.81%
Plan fiduciary net position as a percentage of the total OPEB	62.91%	51.67%	60.44%	57.62%	52.39%

Note: Schedule is intended to show information for the last 10 fiscal years. Additional years will be displayed as they become available. Amounts presented for each fiscal year is determined as of June 30.

See the accompanying notes to the required supplementary information.

Eminence Independent School District  
REQUIRED SUPPLEMENTARY INFORMATION

Schedule of Contributions OPEB Liability – CERS  
For the Year Ended June 30, 2022

	2022	2021	2020	2019	2018
<b>HEALTH INSURANCE PLAN</b>					
Contractually required contribution	\$ 76,504	\$ 56,606	\$ 7,048	\$ 6,350	\$ 5,300
Contributions in relation to the contractually required contribution	76,504	56,606	7,048	6,350	5,300
Contribution deficiency (excess)	\$ -	\$ -	\$ -	\$ -	\$ -
District's covered-employee payroll	\$ 1,310,411	\$ 1,009,351	\$ 1,281,276	\$ 1,888,537	\$ 1,253,137
District's contributions as a percentage of it's covered-employee payroll	5.84%	5.61%	0.55%	0.34%	0.42%

Note: Schedule is intended to show information for the last 10 fiscal years. Additional years will be displayed as they become available. Amounts presented for each fiscal year is determined as of June 30.

See the accompanying notes to the required supplementary information.

Eminence Independent School District  
REQUIRED SUPPLEMENTARY INFORMATION

Notes to Required Supplementary Information – OPEB  
For the Year Ended June 30, 2022

TRS

Note I - Changes of Benefit Terms

Health Trust

- None

Life Trust

- None

Note II - Changes to assumptions or other inputs

Health Trust

The changes adopted by the Board on September 20, 2021, include various demographic and economic assumptions summarized below:

- Price Inflation changed assumed rate from 3.00% to 2.50%,
- Wage Inflation changed assumed rate from 3.50% to 2.75%,
- Assumed investment rate of return changed from 8.00% for the Health Trust and 7.50% for the Life Trust to 7.10% for both
- Assumed Salary Scale adjusted to reflect a decrease of 0.25% in merit and promotion for all ages
- Assumed rate of mortality have been revised to the Pub-2010 (Teachers Benefit-Weighted) Mortality Table projected generationally with the MP-2020 improvement scale with various set-forwards, set-backs, and adjustments
- Assumed rate of Withdrawal, Disability, Retirement, and Mortality have been adjusted to more closely reflect experience, and
- Assumed rates of member and spousal participation have been adjusted to more closely reflect experience

Life Trust

None

CERS

Single discount rates of 5.20% for the CERS non-hazardous insurance plan and 5.05% for the CERS hazardous insurance plan were used to measure the total OPEB liability as of June 30, 2021. The single discount rates are based on the expected rate of return on OPEB plan investments of 6.25% and a municipal bond rate of 1.92%, as reported in Fidelity Index's "20-Year Municipal GO AA Index" as of June 30, 2021. Based on the stated assumptions and the projection of cash flows as of each fiscal year ending, each plan's fiduciary net position and future contributions were projected separately and were sufficient to finance the future benefit payments of the current plan members. Therefore, the long term expected rate of return on insurance plan investments was applied to all periods of the projected benefit payments paid from the plan. However, the cost associated with the implicit employer subsidy is not currently being included in the calculation of the plan's actuarially determined contributions, and it is our understanding that any cost associated with the implicit subsidy will not be paid out of the plan's trust. Therefore, municipal bond rate was applied to future expected benefit payments associated with the implicit subsidy.

EMINENCE INDEPENDENT SCHOOL DISTRICT

Combining Balance Sheet – Non-Major Governmental Funds  
June 30, 2022

	District Activity Fund	Student Activity Fund	Capital Outlay Fund	Facility Support Program (FSKP) Fund	Construction Fund	Debt Service Fund	Total Non-Major Funds
<b>ASSETS</b>							
Cash and cash equivalents	\$ 46,080	\$ 109,535	\$ -	\$ -	\$ -	\$ -	\$ 155,615
Interfund receivables	-	-	-	-	-	-	-
Receivables							
Taxes-current	-	-	-	-	-	-	-
Accounts	-	-	-	-	-	-	-
Intergovernmental - federal	-	-	-	-	-	-	-
Total assets	<u>46,080</u>	<u>109,535</u>	<u>-</u>	<u>-</u>	<u>-</u>	<u>-</u>	<u>155,615</u>
<b>LIABILITIES</b>							
Accounts payable	-	-	-	-	-	-	-
Interfund payable	-	-	-	-	-	-	-
Unearned revenue	46,080	-	-	-	-	-	46,080
Total liabilities	<u>46,080</u>	<u>-</u>	<u>-</u>	<u>-</u>	<u>-</u>	<u>-</u>	<u>46,080</u>
<b>FUND BALANCE</b>							
Restricted	-	109,535	-	-	-	-	109,535
Committed	-	-	-	-	-	-	-
Unassigned	-	-	-	-	-	-	-
Total fund balance	<u>-</u>	<u>109,535</u>	<u>-</u>	<u>-</u>	<u>-</u>	<u>-</u>	<u>109,535</u>
<b>TOTAL LIABILITIES AND FUND BALANCE</b>	<u>\$ 46,080</u>	<u>\$ 109,535</u>	<u>\$ -</u>	<u>\$ -</u>	<u>\$ -</u>	<u>\$ -</u>	<u>\$ 155,615</u>

EMINENCE INDEPENDENT SCHOOL DISTRICT

Combining Statement of Revenues, Expenditures and Changes in Fund Balances – Non-Major Governmental Funds  
For the Year Ended June 30, 2022

	District Activity Fund	Student Activity Fund	Capital Outlay Fund	Facility Support Program (FSKP) Fund	Construction Fund	Debt Service Fund	Total Non-Major Funds
<b>Revenues</b>							
From Local Sources							
Taxes							
Property	\$ -	\$ -	\$ -	\$ 190,240	\$ -	\$ -	\$ 190,240
Motor vehicle	-	-	-	-	-	-	-
Franchise	-	-	-	-	-	-	-
Utilities	-	-	-	-	-	-	-
Earnings on investments	-	1,524	-	780	1,720	-	4,024
Student activities	-	319,317	-	-	-	-	319,317
Other local revenue	(15,252)	330	-	-	-	-	(14,922)
Intergovernmental - state	-	-	83,177	571,666	-	151,747	806,590
Intergovernmental - federal	-	-	-	-	-	-	-
Total revenues	(15,252)	321,171	83,177	762,686	1,720	151,747	1,305,249
<b>EXPENDITURES</b>							
Instruction	25,474	179,806	-	-	-	-	205,280
Support services							
Student	-	44,084	-	-	-	-	44,084
Instructional staff	8,120	-	-	-	-	-	8,120
District Administration	-	-	-	-	-	-	-
School Administration	-	-	-	-	-	-	-
Business	-	-	-	-	-	-	-
Plant operation and maintenance	-	-	-	-	-	-	-
Student Transportation	-	-	-	-	-	-	-
Day care	-	-	-	-	-	-	-
Community Services Operations	-	-	-	-	-	-	-
Building improvements	-	-	-	-	1,234,338	-	1,234,338
Debt service							
Principal	-	-	-	-	-	507,000	507,000
Interest	-	-	-	-	-	197,637	197,637
Total expenditures	33,594	223,890	-	-	1,234,338	704,637	2,196,459
<b>EXCESS (DEFICIENCY) OF REVENUES OVER EXPENDITURES</b>							
	(48,846)	97,281	83,177	762,686	(1,232,618)	(552,890)	(891,210)
<b>OTHER FINANCING SOURCES (USES)</b>							
Sale of land	-	-	-	-	18,864	-	18,864
Operating transfers in	48,846	262	-	-	694,451	552,890	1,296,449
Operating transfers (out)	-	(85,420)	(83,177)	(839,614)	-	-	(1,008,211)
Total other financing sources and (uses)	48,846	(85,158)	(83,177)	(839,614)	713,315	552,890	307,102
<b>NET CHANGE IN FUND BALANCE</b>							
	-	12,123	-	(76,928)	(519,303)	-	(584,108)
<b>FUND BALANCE - BEGINNING</b>							
	-	97,412	-	76,928	519,303	-	693,643
<b>FUND BALANCE - ENDING</b>							
	\$ -	\$ 109,535	\$ -	\$ -	\$ -	\$ -	\$ 109,535

EMINENCE INDEPENDENT SCHOOL DISTRICT  
 Combined Schedule of Assets, Cash Receipts and Disbursements, and Liabilities - Student Activity Fund  
 For the Year Ended June 30, 2022

School	Cash Balances July 1, 2021	Receipts	Disbursements	Cash Balances June 30, 2022	Receivables June 30, 2022	Payables June 30, 2022	Due To Student Groups June 30, 2022
Eminence Independent High School and Middle School	\$ 80,942	\$ 218,288	\$ 207,753	\$ 91,477	\$ -	\$ -	\$ 91,477
Eminence Elementary School	16,470	22,734	21,146	18,058	-	-	18,058
Total School Activity Funds	<u>\$ 97,412</u>	<u>\$ 241,022</u>	<u>\$ 228,899</u>	<u>\$ 109,535</u>	<u>\$ -</u>	<u>\$ -</u>	<u>\$ 109,535</u>



**EMINENCE INDEPENDENT SCHOOL DISTRICT**  
**Schedule of Assets, Cash Receipts and Disbursements, and Liabilities - Student Activity Fund**  
**Eminence Independent High School and Middle School**  
**For the Year Ended June 30, 2022**

Acct:	Activity	Cash			Cash			Due To Student Groups
		Balances July 1, 2021	Receipts And Transfers	Disbursements And Transfers	Balances June 30, 2022	Receivables June 30, 2022	Payables June 30, 2022	
7400	GENERAL FUNDS	\$ 7,819	\$ 7,023	\$ 5,531	\$ 9,311	\$ -	\$ -	\$ 9,311
7401	VANCO FEES	8	-	2	6	-	-	6
7402	FACULTY	249	-	-	249	-	-	249
7403	H/S JUDY LEA	1,047	701	1,251	497	-	-	497
7404	EXEMPLARS	1,026	-	-	1,026	-	-	1,026
7405	START UP VENDING	-	760	760	-	-	-	-
7406	6TH GRADE	204	1,640	1,844	-	-	-	-
7407	7TH GRADE	227	1,041	721	547	-	-	547
7408	8TH GRADE	856	16,524	15,265	2,115	-	-	2,115
7409	9th Grade	2,884	1,204	1,912	2,176	-	-	2,176
7410	10th Grade	1,572	2,066	100	3,538	-	-	3,538
7411	11th Grade	3,420	751	1,848	2,323	-	-	2,323
7412	SENIORS	951	47,066	46,406	1,611	-	-	1,611
7420	AQUAPONICS	270	-	30	240	-	-	240
7421	LATIN SPANISH CLUB	21	-	-	21	-	-	21
7422	MEDIA ARTS	1,213	-	-	1,213	-	-	1,213
7423	BAND/MUSIC	684	1,355	529	1,510	-	-	1,510
7424	YEARBOOK	6,462	3,359	4,760	5,061	-	-	5,061
7425	COMMUNITY BASED INVOLVEMENT	952	117	280	789	-	-	789
7426	PE/FIELD DAY	41	1,163	1,104	100	-	-	100
7427	SWEET TREATS SERVICE PROJ	288	-	-	288	-	-	288
7428	FIELD TRIPS	429	1,951	1,628	752	-	-	752
7429	DANCE/DRAMA CLASS	64	-	64	-	-	-	-
7430	JR NBA	174	3,960	3,093	1,041	-	-	1,041
7431	SPECIAL EDUCATION	207	485	225	467	-	-	467
7432	GENIUS HOUR	48	-	-	48	-	-	48
7433	BELLARMINE FEES	600	812	1,412	-	-	-	-
7434	LIBRARY	-	10,724	10,687	37	-	-	37
7435	EDHUB CONSUMABLES	-	1,292	1,292	-	-	-	-
7436	ACES	-	23,510	23,510	-	-	-	-
7437	FEES	-	12,756	12,756	-	-	-	-
7438	PLTW	-	68	-	68	-	-	68
7440	STUDENT COUNCIL	40	101	48	93	-	-	93
7441	SPRING PLAY	9,249	5,029	6,597	7,681	-	-	7,681
7442	SR BETA CLUB	-	3,623	3,623	-	-	-	-
7443	PEP CLUB	493	-	-	493	-	-	493
7444	JR BETA CLUB	1,012	3,895	3,253	1,654	-	-	1,654
7445	FALL PLAY PRODUCTION	507	-	-	507	-	-	507
7446	AGRICULTURE CLUB	468	450	318	600	-	-	600
7447	M/S ACADEMIC TEAM	1	-	-	1	-	-	1
7448	H/S ACADEMIC TEAM	-	720	527	193	-	-	193
7449	FCA	197	-	-	197	-	-	197
7450	ODYSSY OF THE MIND	654	-	-	654	-	-	654
7451	M/S STLP	304	-	118	186	-	-	186
7452	H/S STLP	17	-	17	-	-	-	-
7453	SOURCES OF STRENGTH	25	-	-	25	-	-	25
7454	MS TSA	-	356	356	-	-	-	-
7455	H/S TSA	484	9,081	8,234	1,331	-	-	1,331
7456	ART CLUB	360	-	52	308	-	-	308
7457	SERVICE LEARNING	446	863	487	822	-	-	822
7458	NATIONAL HONOR SOCIETY	707	1,719	1,622	804	-	-	804
7460	SUNSHINE SOCIETY	-	15	-	15	-	-	15
7461	E-SPORTS	-	2,307	2,307	-	-	-	-
7462	COMPUTER SCIENCE CLUB	-	855	855	-	-	-	-
7463	HIGH SCHOOL PASSION PROJECTS	-	1,353	1,050	303	-	-	303
7470	M/S DANCE TEAM	40	-	-	40	-	-	40
7471	H/S DANCE TEAM	568	274	778	64	-	-	64
7472	M/S FOOTBALL	605	2,527	2,041	1,091	-	-	1,091
7473	H/S FOOTBALL	-	19,675	15,187	4,488	-	-	4,488
7474	M/S BOYS BASKETBALL	820	3,575	2,007	2,388	-	-	2,388
7475	H/S BOYS BASKETBALL	2,256	13,673	11,810	4,119	-	-	4,119
7476	M/S GIRLS BASKETBALL	1,020	2,196	1,377	1,839	-	-	1,839
7477	H/S GIRLS BASKETBALL	3,917	7,186	11,103	-	-	-	-
7478	M/S CHEERLEADERS	677	2,134	1,847	964	-	-	964
7479	H/S CHEERLEADERS	546	4,080	2,909	1,717	-	-	1,717

EMINENCE INDEPENDENT SCHOOL DISTRICT

Schedule of Assets, Cash Receipts and Disbursements, and Liabilities - Student Activity Fund

Eminence Independent High School and Middle School

For the Year Ended June 30, 2022

(Continued)

7480	M/S BASEBALL	1,232	4,176	2,226	3,182	-	-	3,182
7481	H/S BASEBALL	1,938	4,830	2,954	3,814	-	-	3,814
7482	M/H SOFTBALL	7,920	4,247	9,100	3,067	-	-	3,067
7483	CROSS COUNTRY	4,163	589	2,607	2,145	-	-	2,145
7484	M/S VOLLEYBALL	3,340	2,185	918	4,607	-	-	4,607
7485	H/S VOLLEYBALL	3,012	11,383	9,902	4,493	-	-	4,493
7486	TRACK	3	-	3	-	-	-	-
7487	ARCHERY CLUB	778	13,444	11,664	2,558	-	-	2,558
7488	SWIM	431	719	1,150	-	-	-	-
7489	TENNIS	953	1,221	2,174	-	-	-	-
7490	M/S ATHLETICS	43	32,416	32,459	-	-	-	-
	Subtotal	80,942	301,225	290,690	91,477	-	-	91,477
	Interfund Transfers		(82,937)	(82,937)				
	Totals	<u>\$ 80,942</u>	<u>\$ 218,288</u>	<u>\$ 207,753</u>	<u>\$ 91,477</u>	<u>\$ -</u>	<u>\$ -</u>	<u>\$ 91,477</u>

EMINENCE INDEPENDENT SCHOOL DISTRICT  
Schedule of Expenditures of Federal Awards  
For the Year Ended June 30, 2022

FEDERAL GRANTOR/PASS-THROUGH GRANTOR/PROGRAM TITLE/SUBTITLE	FEDERAL ASSISTANCE LISTING NUMBER	PASS THROUGH ENTITY IDENTIFYING NUMBER	PROVIDED TO SUBRECIPIENTS	TOTAL FEDERAL EXPENDITURES
<u>UNITED STATES DEPARTMENT OF AGRICULTURE</u>				
Child Nutrition Cluster -				
Passed Through Kentucky Department of Education: School Breakfast Program	10.553	7760005-21 7760005-22	\$ - - -	\$ 16,740 108,230 <u>124,970</u>
Passed Through Kentucky Department of Education: National School Lunch Program	10.555	7750002-21 7750002-22 7970000-21 9980000-22	- - - -	53,489 304,388 10,135 26,596 <u>394,608</u>
Non-Cash Assistance (Commodities) National School Lunch Program	10.555	4001764	-	<u>25,180</u>
TOTAL CHILD NUTRITION CLUSTER			-	<u>544,758</u>
State Administrative Expenses for Child Nutrition	10.560	7700001-20	-	<u>838</u>
Pandemic EBT Administrative Costs	10.649	9990000	-	<u>614</u>
TOTAL UNITED STATES DEPARTMENT OF AGRICULTURE			-	<u>546,210</u>
<u>UNITED STATES DEPARTMENT OF EDUCATION</u>				
Special Education Cluster -				
Passed Through Kentucky Department of Education: Special Education Grants to States	84.027A	3810002-19 3810002-20 3810002-21	- - -	4,259 54,596 130,494
Passed Through Kentucky Department of Education: Special Education Grants to States	84.027X	4910002-21	-	39,496
Passed Through Kentucky Department of Education: Individuals With Disabilities Education Act/American Rescue Plan Act of 2021 (ARP)	84.173X	4900002-21	-	4,618
Passed Through Kentucky Department of Education: Special Education Preschool Grants	84.173A	3800002-21	-	3,506
TOTAL SPECIAL EDUCATION CLUSTER			-	<u>236,969</u>
Passed Through Kentucky Department of Education: Adult Education - State Grant Program	84.002		-	13,631
Passed Through Kentucky Department of Education: Title I Grants to Local Educational Agencies	84.010A	3100002-20 3100002-21	- -	18,540 92,811 <u>111,351</u>
Passed Through Kentucky Department of Education: Career and Technical Education -- Basic Grants to States	84.048	3710002-21	-	5,433
Passed through Eastern Kentucky University Education For Homeless Children And Youth	84.196	3990002-20 3990002-21	- -	14,880 57,621 <u>72,501</u>
Passed Through Kentucky Department of Education: Comprehensive Literacy State Development Program	84.371C	3220002-20 3220002-21	- -	57,375 190,673 <u>248,048</u>

The accompanying notes are an integral part of this schedule.

EMINENCE INDEPENDENT SCHOOL DISTRICT  
Schedule of Expenditures of Federal Awards  
For the Year Ended June 30, 2022  
(Continued)

FEDERAL GRANTOR/PASS-THROUGH GRANTOR/PROGRAM TITLE/SUBTITLE	FEDERAL ASSISTANCE LISTING NUMBER	PASS THROUGH ENTITY IDENTIFYING NUMBER	PROVIDED TO SUBRECIPIENTS	TOTAL FEDERAL EXPENDITURES
Passed Through Kentucky Department of Education: Student Support And Academic Enrichment Program	84.424A	3420002-20 3420002-21	- - -	\$ 2,966 10,695 <u>13,661</u>
Passed Through Kentucky Department of Education: Supporting Effective Instruction State Grants	84.367A	3230002-21	- -	29,205 <u>29,205</u>
Passed Through Kentucky Department of Education: Education Stabilization Fund Governor's Emergency Education Relief Fund	84.425C	CARE-20, 4000002-20	- -	59,610 <u>59,610</u>
Passed Through Kentucky Department of Education: Education Stabilization Fund Elementary and Secondary School Emergency Relief Fu	84.425D	4200002-21 4200003-21 4300003-21 4300002-21	- - - -	246,919 2,212 1,174 383,672 <u>633,977</u>
Passed Through Kentucky Department of Education: American Rescue Plan - Elementary And Secondary School Emergency Relief - Homeless Children And Youth	84.425W	4300005-21	- -	154,715 <u>154,715</u>
Total Education Stabilization Fund			-	<u>848,302</u>
TOTAL UNITED STATES DEPARTMENT OF EDUCATION			-	<u>1,579,101</u>
<u>UNITED STATES DEPARTMENT OF HEALTH AND HUMAN SERVICES</u>				
Passed Through Kentucky Department of Education: Child Care And Development Block Grant	93.575	CRRSA	-	<u>264,663</u>
TOTAL UNITED STATES DEPARTMENT OF HEALTH AND HUMAN SERVICES			-	<u>264,663</u>
TOTAL EXPENDITURES OF FEDERAL AWARDS			\$ -	<u>\$ 2,389,974</u>

The accompanying notes are an integral part of this schedule.

## EMINENCE INDEPENDENT SCHOOL DISTRICT

### Notes to the Schedule of Expenditures of Federal Awards Year Ended June 30, 2022

#### **Note 1. Basis of Presentation**

The accompanying schedule of expenditures of federal awards includes federal grant activity of the Eminence Independent School District under the programs of the federal government for the year ended June 30, 2022. The information in the schedule is presented in accordance with the requirements of Title 2 U.S. Code of Federal Regulations Part 200, *Uniform Administrative Requirements, Cost Principles, and Audit Requirements for Federal Awards*, (Uniform Guidance). Because the schedule presents only a selected portion of the operations of the Eminence Independent School District, it is not intended to and does not present the financial position, changes in net position or cash flows of the District.

#### **Note 2. Significant Accounting Policies**


Expenditures reported on the schedule are reported on the accrual basis of accounting. Such expenditures are recognized following the cost principles contained in the Uniform Guidance wherein certain types of expenditures are not allowable or are limited as to reimbursement. Negative amounts shown on the schedule represents adjustment or credits made in the normal course of business to amounts reported as expenditures in prior years. Pass-through entity identifying numbers are presented where available.

#### **Note 3. Food Distribution**

Nonmonetary assistance is reported in the schedule at the fair value of the commodities received and disbursed. For the year ended June 30, 2022, the District received food commodities totaling \$25,180.

#### **Note 4. Indirect Cost Rate**

The Eminence Independent School District has not elected to use the 10-percent de minimis cost rate allowed under Uniform Guidance.



PATRICK & ASSOCIATES, LLC

124 Candlewood Drive  
Winchester, KY 40391

## **Independent Auditor's Report On Internal Control Over Financial Reporting and On Compliance and Other Matters Based on an Audit of Financial Statements Performed in Accordance with Government Auditing Standards**

Kentucky State Committee for School District Audits  
Board of Education of the Eminence Independent School District  
Eminence, KY

We have audited, in accordance with the auditing standards generally accepted in the United States of America and the standards applicable to financial audits contained in *Government Auditing Standards* issued by the Controller General of the United States; and the audit requirements prescribed by the Kentucky State Committee for School District Audits in the *Independent Auditor's Contract, Including Appendix II Instructions for Submissions of the Audit Report*, the financial statements of the governmental activities, the business-type activities, each major fund, and the aggregate remaining fund information of the Eminence Independent School District, as of and for the year ended June 30, 2022, and the related notes to the financial statements, which collectively comprise the Eminence Independent School District's basic financial statements, and have issued our report thereon dated December 15, 2022.

### **Internal Control over Financial Reporting**

In planning and performing our audit of the financial statements, we considered the Eminence Independent School District's internal control over financial report (internal control) as a basis for designing audit procedures that are appropriate in the circumstances for the purpose of expressing our opinions on the financial statements, but not for the purpose of expressing an opinion on the effectiveness of the Eminence Independent School District's internal control. Accordingly, we do not express an opinion on the effectiveness of the Eminence Independent School District's internal control.

A deficiency in internal control exists when the design or operation of a control does not allow management or employees, in the normal course of performing their assigned functions, to prevent, or detect and correct, misstatements on a timely basis. A material weakness is a deficiency, or a combination of deficiencies, in internal control, such that there is a reasonable possibility that a material misstatement of the entity's financial statements will not be prevented, or detected and corrected, on a timely basis.

Our consideration of internal control was for the limited purpose described in the first paragraph of this section and was not designed to identify all deficiencies in internal control that might be material weaknesses or significant deficiencies. Given these limitations, during our audit we did not identify any deficiencies in internal control that we consider to be material weaknesses. However, material weaknesses may exist that have not been identified.

### **Compliance and Other Matters**

As part of obtaining reasonable assurance about whether the Eminence Independent School District's financial statements are free from material misstatement, we performed tests of its compliance with certain provisions of laws, regulations, contracts, and grant agreements, noncompliance with which could have a direct and material effect on the determination of financial statements. However, providing an opinion on compliance with those provisions was not an objective of our audit, and accordingly, we do not express such an opinion. The results of our tests disclosed no instances of noncompliance or other matters that are required to be reported under Government Auditing Standards.


**Purpose of this Report**

The purpose of this report is solely to describe the scope of our testing of internal control and compliance and the results of that testing, and not to provide an opinion on the effectiveness of the entity's internal control or on compliance. This report is an integral part of an audit performed in accordance with Government Audit Standards in considering the entity's internal control and compliance. Accordingly, this communication is not suitable for any other purpose.

*Johnny R. Patrick, CPA*

Patrick & Associates, LLC  
Winchester, KY

December 15, 2022



PATRICK & ASSOCIATES, LLC

124 Candlewood Drive  
Winchester, KY 40391

## **Independent Auditor's Report On Compliance for Each Major Program And On Internal Control Over Compliance Required by the Uniform Guidance**

Kentucky State Committee for School District Audits  
Board of Education of the Eminence Independent School District  
Eminence, KY

### **Report on Compliance for Each Major Federal Program**

#### **Opinion on Each Major Federal Program**

We have audited Eminence Independent School District's compliance with the types of compliance requirements identified as subject to audit in the OMB *Compliance Supplement* that could have a direct and material effect on each of Eminence Independent School District's major federal programs for the year ended June 30, 2022. Eminence Independent School District's major federal programs are identified in the summary of auditor's results section of the accompanying schedule of findings and questioned costs.

In our opinion, Eminence Independent School District complied, in all material respects, with the types of compliance requirements referred to above that could have a direct and material effect on each of its major federal programs for the year ended June 30, 2022.

#### **Basis for Opinion on Each Major Federal Program**

We conducted our audit of compliance in accordance with auditing standards generally accepted in the United States of America and the standards applicable to financial audits contained in *Government Auditing Standards*, issued by the Comptroller General of the United States; and the audit requirements of Title 2 U.S. *Code of Federal Regulations Part 200, Uniform Administrative Requirements, Cost Principles, and Audit Requirements for Federal Awards* (Uniform Guidance); and the audit requirements prescribed by the Kentucky state committee for School District Audits in the *Independent Auditor's Contract, Including Appendix II – Instruction for Submissions of the Audit Report*. Our responsibilities under those standards and the Uniform Guidance are further described in the Auditor's Responsibilities for the Audit of Compliance section of our report.

We are required to be independent of Eminence Independent School District and to meet our other ethical responsibilities, in accordance with relevant ethical requirements related to our audit. We believe that the audit evidence we have obtained is sufficient and appropriate to provide a basis for our opinion on compliance for each major federal program. Our audit does not provide a legal determination of Eminence Independent School District's compliance with the compliance requirements referred to above.

#### **Responsibilities of Management for Compliance**

Management is responsible for compliance with the requirements referred to above and for the design, implementation, and maintenance of effective internal control over compliance with the requirements of laws, statutes, regulations, rules, and provisions of contracts or grant agreements applicable to Eminence Independent School District's federal programs.

#### **Auditor's Responsibilities for the Audit of Compliance**

Our objectives are to obtain reasonable assurance about whether material noncompliance with the compliance requirements referred to above occurred, whether due to fraud or error, and express an opinion on Eminence Independent School District's compliance based on our audit. Reasonable assurance is a high level of assurance but is not absolute assurance and there is not a guarantee that an audit conducted in accordance with generally accepted audit standards, *Government Auditing Standards*, and the Uniform Guidance and the Independent Auditor's contract will always detect material noncompliance when it exists.



The risk of not detecting material noncompliance resulting from fraud is higher than for that resulting from error, as fraud may involve collusion, forgery, intentional omissions, misrepresentations, or the override of internal control. Noncompliance with the compliance requirements referred to above is considered material if there is a substantial likelihood that, individually or in the aggregate, it would influence the judgment made by a reasonable user of the report on compliance about Eminence Independent School District's compliance with the requirements of each major federal program as a whole.

In performing an audit in accordance with generally accepted auditing standards, *Government Auditing Standards*, The Uniform Guidance and the Independent Auditor's Contract, we:

- Exercise professional judgment and maintain professional skepticism throughout the audit.
- Identify and assess the risks of material noncompliance, whether due to fraud or error, and design and perform audit procedures responsive to those risks. Such procedures include examining, on a test basis, evidence regarding Eminence Independent School District's compliance with the compliance requirements referred to above and performing such other procedures as we considered necessary in the circumstances.
- Obtain an understanding Eminence Independent School District's internal control over compliance relevant to the audit in order to design audit procedures that are appropriate in the circumstances and to test and report on internal control over compliance in accordance with the Uniform Guidance, but not for the purpose of expressing an opinion on the effectiveness of Eminence Independent School District's internal control over compliance. Accordingly, no such opinion is expressed.

We are required to communicate with those charged with governance regarding, among other matters, the planned scope and timing of the audit and any significant deficiencies and material weaknesses in internal control over compliance that we identified during the audit.

#### **Report on Internal Control over Compliance**

A deficiency in internal control over compliance exists when the design or operation of a control over compliance does not allow management or employees, in the normal course of performing their assigned functions, to prevent, or detect and correct, noncompliance with a type of compliance requirement of a federal program on a timely basis. A material weakness in internal control over compliance is a deficiency, or a combination of deficiencies, in internal control over compliance, such that there is a reasonable possibility that material noncompliance with a type of compliance requirement of a federal program will not be prevented, or detected and corrected, on a timely basis.

Our consideration of internal control over compliance was for the limited purpose described in the Auditor's Responsibilities for the Audit of Compliance section above and was not designed to identify all deficiencies in internal control over compliance that might be material weaknesses or significant deficiencies in internal control over compliance. Given these limitations, during our audit we did not identify any efficiencies in internal control over compliance that we consider to be material weaknesses, as defined above. However, material weaknesses or significant deficiencies in internal control over compliance may exist that were not identified.

Our audit was not designed for the purpose of expressing an opinion on the effectiveness of internal control over compliance. Accordingly, no such opinion is expressed.

The purpose of this report on internal control over compliance is solely to describe the scope of our testing of internal control over compliance and the results of that tested based on the requirements of the Uniform Guidance. Accordingly, this report is not suitable for any other purpose.

 Jammy R. Patrick, CPA

Patrick & Associates, LLC  
Winchester, KY

December 15, 2022

## Schedule of Findings and Questioned Costs

### **SUMMARY OF AUDITOR'S RESULTS**

What type of report was issued for the financial statements?	Unmodified
Were there significant deficiencies in internal control disclosed? If so, was any significant deficiencies material (GAGAS)?	None Reported
Was any material noncompliance reported (GAGAS)?	No
Were there material weaknesses in internal control disclosed for major programs?	No
Were there any significant deficiencies in internal control disclosed that were not considered to be material weaknesses?	None Reported
What type or report was issued on compliance for major programs?	Unmodified
Did the audit disclose findings as it related to major programs that are required to be reported as described in Uniform Guidance? Major Programs	No Education Stabilization Fund Federal Assistance Number 84.425C, 84.425D, 84.425W
Dollar threshold of Type A and B programs?	\$750,000
Did the auditee qualify as low-risk?	Yes

### **FINDINGS – FINANCIAL STATEMENT AUDIT**

No findings at the financial statement level.

### **FINDINGS AND QUESTIONED COSTS – MAJOR FEDERAL AWARDS PROGRAMS AUDIT**

No major federal award findings

### **SUMMARY SCHEDULE – PRIOR YEAR AUDIT FINDINGS**

#### **FINDINGS – FINANCIAL STATEMENT AUDIT**

There were no prior year findings

#### **FINDINGS AND QUESTIONED COSTS – MAJOR FEDERAL AWARD PROGRAMS AUDIT**

There were no prior year findings.